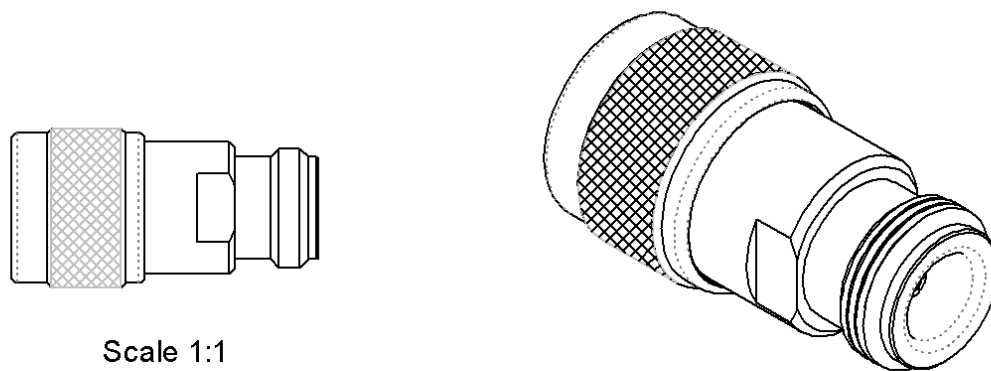
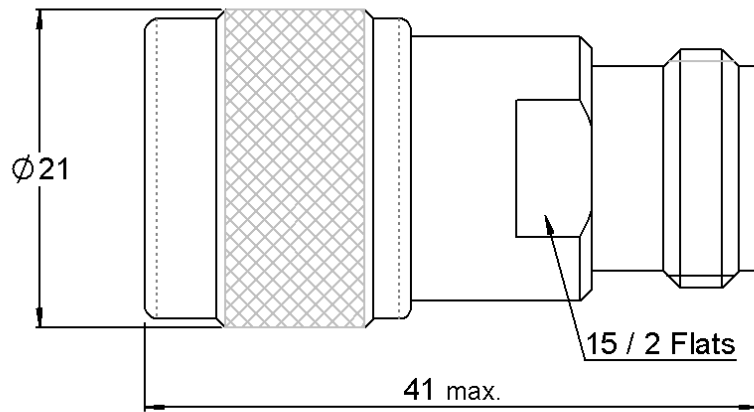
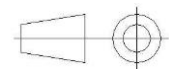


PAGE 1/2	ISSUE 17-07-15A	SERIES <b>ATTENUATOR</b>	PART NUMBER <b>R414720150</b>
----------	-----------------	-----------------------------	-------------------------------



Scale 1:1

All dimensions are in mm.



COMPONENTS	MATERIALS	PLATING ( $\mu\text{m}$ )
Body	<b>STAINLESS STEEL</b>	<b>PASSIVATED</b>
Male center contact	<b>BERYLLIUM COPPER</b>	<b>GOLD OVER NICKEL</b>
Female center contact	<b>BERYLLIUM COPPER</b>	<b>GOLD OVER NICKEL</b>
Outer contact	<b>STAINLESS STEEL</b>	<b>PASSIVATED</b>
Insulator	<b>PTFE</b>	
Gasket	<b>SILICONE RUBBER</b>	
Substrate	<b>ALUMINA CERAMIC</b>	
Resistor	<b>THIN FILM</b>	
Others parts	<b>STAINLESS STEEL</b>	<b>PASSIVATED</b>

PAGE 2/2	ISSUE 17-07-15A	SERIES <b>ATTENUATOR</b>	PART NUMBER <b>R414720150</b>
----------	-----------------	-----------------------------	-------------------------------

**ELECTRICAL CHARACTERISTICS**

Frequency (GHz)	<b>DC - 4</b>	<b>4 - 12.4</b>	<b>12.4 - 18</b>
V.S.W.R (≤)	<b>1.15</b>	<b>1.20</b>	<b>1.25</b>
Deviation(±dB)	<b>0.4</b>	<b>0.4</b>	<b>0.4</b>

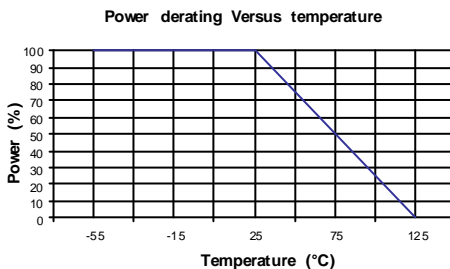
Operating Frequency Range	<b>DC - 18</b>	GHz
Impedance	<b>50</b>	Ω
Nominal Attenuation	<b>20</b>	dB
Peak power at 25°C (1μs, 1%)	<b>50</b>	W
Average power at 25°C	<b>2</b>	W (Free Air Cooled)
		W (Conduction Cooled)

**MECHANICAL CHARACTERISTICS**

Connectors	<b>N</b>	<b>Male Female</b>	<b>MIL-C 39012</b>
Weight	<b>55,6000</b>	g	

**ENVIRONMENTAL CHARACTERISTICS**

Operating temperature range	<b>-55/+125</b>	°C
Storage temperature range	<b>-55/+125</b>	°C



**SPECIFICATION**

**OTHER CHARACTERISTICS**