


Connector set - HC-STA-B10PT-BWD-LT-M25-ELCAL - 1416346

Please be informed that the data shown in this PDF Document is generated from our Online Catalog. Please find the complete data in the user's documentation. Our General Terms of Use for Downloads are valid (<http://phoenixcontact.com/download>)

Connector set, number of positions: 10, material: Die-cast aluminum, salt water resistant, connection method: Push-in connection, connection cross section: AWG 26- 14



Key Commercial Data

Packing unit	1 pc
GTIN	 4 0 5 5 6 2 6 0 6 9 8 9 0
GTIN	4055626069890

Technical data

General

Number of positions	10+PE
Type	B10
Connection method	Push-in connection
Degree of protection for housing	IP66
	IP67
	4 (UL 50e)
	4X (UL 50e)
	12 (UL 50e)
Connection method	Push-in connection
Rated voltage (III/3)	500 V
Rated surge voltage	6 kV
Rated current	16 A
Conductor cross section	0.14 mm ² ... 2.5 mm ² (with ferrule)
Connection cross section AWG	26 ... 14
External cable diameter	11 mm ... 17 mm
Ambient temperature (operation)	-40 °C ... 100 °C
Length of the assembly cutout	65 mm

Connector set - HC-STA-B10PT-BWD-LT-M25-ELCAL - 1416346

Technical data

General

Width of the assembly cutout	35 mm
Housing material	Die-cast aluminum, salt water resistant
Contact carrier material	PC
Locking latch material	PA
Integrated protective cover	no

Standards and Regulations


Flammability rating according to UL 94	V0
--	----

Environmental Product Compliance

REACH SVHC	Lead 7439-92-1
China RoHS	Environmentally Friendly Use Period = 50 years
	For details about hazardous substances go to tab "Downloads", Category "Manufacturer's declaration"

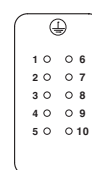
Drawings

Schematic diagram



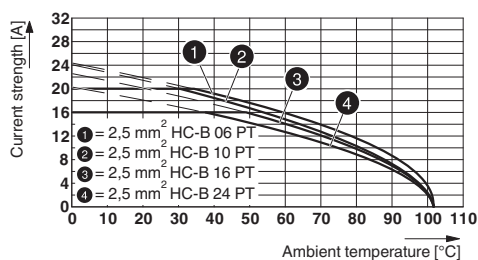
Pin assignment, connection side, pin

Schematic diagram



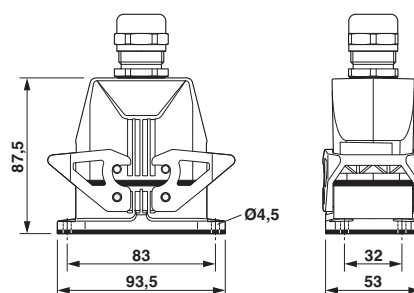
Pin assignment, connection side, socket

Diagram



Derating diagram

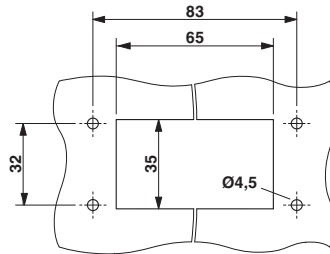
Dimensional drawing



Dimensional drawing

Connector set - HC-STA-B10PT-BWD-LT-M25-ELCAL - 1416346

Dimensional drawing



Mounting cutout

Articles in set

Contact insert - HC-B10-I-PT-F - 1407729



HEAVYCON socket insert, B10 series, 10 + PE-pos., push-in connection

Contact insert - HC-B10-I-PT-M - 1407730



HEAVYCON pin insert, B10 series, 10 + PE-pos., push-in connection

Housing - HC-STA-B10-BWD-ELC-AL - 1411322



HEAVYCON B10 panel mounting base, with double locking latch, with flat gasket, salt-water-resistant aluminum, conductive profile gasket

Housing - HC-STA-B10-HLFD-1TTM25-EL-AL - 1412621



Sleeve housing B10, for double locking latch, material: Die-cast aluminum, salt water resistant, cable outlets: 1, straight, height: 57 mm, cable gland: none, support sleeve: no, 1x M25, Standard

Connector set - HC-STA-B10PT-BWD-LT-M25-ELCAL - 1416346

Articles in set

Cable gland - G-INS-M25-M68N-NNES-S - 1411165



Cable gland, cable gland material: Nickel-plated brass, external cable diameter 11 mm ... 17 mm, shielding: no, connecting thread: M25 x 1.5, color: silver, with O-ring

Classifications

eCl@ss

eCl@ss 10.0.1	27440101
eCl@ss 11.0	27440101
eCl@ss 4.0	27260700
eCl@ss 4.1	27260700
eCl@ss 5.0	27260700
eCl@ss 5.1	27260700
eCl@ss 6.0	27260700
eCl@ss 7.0	27440101
eCl@ss 9.0	27440101

ETIM

ETIM 6.0	EC002636
ETIM 7.0	EC002636

UNSPSC

UNSPSC 13.2	39121409
UNSPSC 18.0	39121409
UNSPSC 19.0	39121409
UNSPSC 20.0	39121409
UNSPSC 21.0	39121409

Approvals

Approvals

Approvals


EAC / DNV GL / EAC

Ex Approvals


Approval details

Connector set - HC-STA-B10PT-BWD-LT-M25-ELCAL - 1416346

Approvals

EAC		RU C- DE.AI30.B.01102
-----	---	--------------------------

DNV GL		https://approvalfinder.dnvgl.com/	TAE000037S
--------	---	---	------------

EAC		RU C- DE.BL08.B.00511
-----	---	--------------------------

Phoenix Contact 2021 © - all rights reserved
<http://www.phoenixcontact.com>

PHOENIX CONTACT GmbH & Co. KG
Flachsmarktstr. 8
32825 Blomberg
Germany
Tel. +49 5235 300
Fax +49 5235 3 41200
<http://www.phoenixcontact.com>