




**SPECIFICATION SHEET**

<b>SPECIFICATION SHEET NO.</b>	N1004- DFN1006D5V0SYB
<b>DATE</b>	Oct. 04, 2021
<b>REVISION</b>	A0
<b>DESCRIPTION</b>	<p>SMD Plastic-Encapsulate ESD Protection Diodes, DFN1006 series            ESD8D5V0 Type, Low Capacitance ESD Protection Diodes  <b>Reverse Working Voltage: 5.0V, Clamping Voltage : 11.6V Max.@ 5.0A</b>            Operating Temp. Range -55°C ~+125°C,            Package in Tape/Reel, 10,000pcs/Reel            RoHS/RoHS III compliant</p>
<b>CUSTOMER</b>	
<b>CUSTOMER PART NUMBER</b>	
<b>CROSS REF. PART NUMBER</b>	
<b>ORIGINAL PART NUMBER</b>	MDD ESD8D5V0
<b>PART CODE</b>	DFN1006D5V0SYB

<b>VENDOR APPROVE</b>			
Issued/Checked/Approved			
DATE: Oct. 04, 2021			

<b>CUSTOMER APPROVE</b>	
DATE:	

**SMD ESD PROTECTION DIODES DFN1006 SERIES**

**MAIN FEATURE**

- Peak Power Dissipation 150mW (8/20µs)
- Transient protection for high speed data lines
- IEC61000-4-2 (ESD) ±15kV (air), ±8kV (contact)
- Low clamping voltage
- Low leakage current
- Working voltage: 5.0V



**APPLICATION**

- Cell phone handsets and accessories
- Desktops, Servers and Notebooks
- Microprocessor based equipment
- Personal Digital Assistants (PDA's)
- Portable Instrumentation
- Peripherals
- Pagers

**RFQ**

[Request For Quotation](#)

**PART CODE GUIDE**

DFN1006	D5V0	S	YB
1	2	3	4

- 1) **DFN1006**: SMD Plastic-Encapsulate ESD Protection Diodes, DFN1006 series, 2 pads
- 2) **D5V0**: Type code for original part number ESD8D5V0
- 3) **S**: Package code, Package in Tape/Reel, 10000pcs/Reel
- 4) **YB**: Marking code "YB" on the case surface, Different Marking for different specification.

**SMD ESD PROTECTION DIODES DFN1006 SERIES**

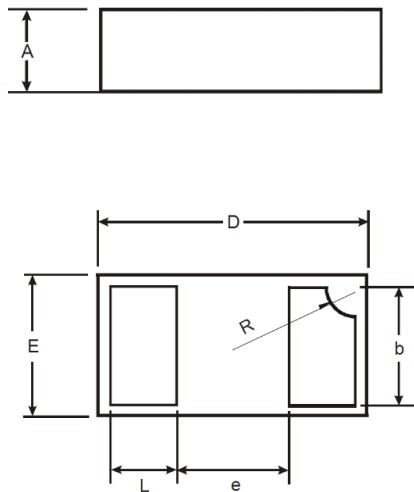
**DIMENSION (Unit: mm)**

Image for reference



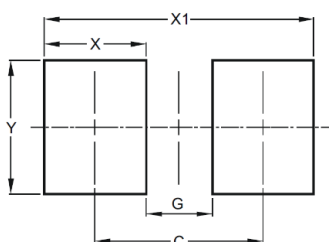
Marking: YB

DFN1006

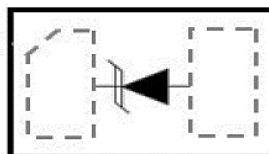


Symbol	Value ( mm)		
	Min.	Typ.	Max.
A	0.45	0.50	0.550
b	0.45	0.50	0.55
D	0.95	1.00	1.05
E	0.55	0.60	0.650
e	-	0.40	-
L	0.90	1.00	1.05
R	0.07	0.12	0.17

**Recommend Pad Layout**



**Circuit Diagram**



Symbol	Unit (mm)
C	0.90
G	0.40
X	0.50
X1	1.10
Y	0.50

**SMD ESD PROTECTION DIODES DFN1006 SERIES**
**MECHANICAL DATA**

Case	Terminals	Flammability Rating	Mounting Position	Weight per piece
JEDEC DFN1006 molded plastic body	Gold plated, solderable per MIL-STD-750, Method 2026	UL 94V-0	-	-

**ABSOLUTE MAX. RATINGS AT Ta=25 °C (unless otherwise specified)**

Parameter	SYMBOLS	VALUE	UNITS
		LIMIT	
ESD per IEC 61000-4-2 (Air)	V ESD	+/-30	KV
ESD per IEC 61000-4-2 (Contact)	V ESD	+/-22	KV
Total Power Dissipation on FR-5 Board (Note 1) @ Ta = 25 °C	P D	150	mW
Lead Solder Temperature – Maximum (10 Second Duration)	T L	260(10 sec.)	°C
Operating Temperature Range	T OPT	-55 ~+ 125	°C
Storage Temperature Range	T STG	-55 ~ +150	°C

Note: FR-5= 1.0\*0.75\*0.62 in.

**SMD ESD PROTECTION DIODES DFN1006 SERIES**
**ELECTRICAL CHARACTERISTICS ( Ta=25 °C unless otherwise specified)**

Parameter	SYMBOLS	VALUE			UNITS
		Min.	Typical	Max.	
<b>Reverse Working Voltage</b>	$V_{RWM}$			5.0	V
<b>Reverse Breakdown Voltage @ <math>I_T = 1.0mA</math></b>	$V_{BR}$	6.2			V
<b>Reverse Leakage Current @ <math>V_{RWM} = 5.0V</math></b>	$I_R$			1.0	$\mu A$
<b>Clamping Voltage @ <math>I_{PP} = 5.0A, t_p = 8/20\mu s</math></b>	$V_C$			11.6	V
<b>Clamping Voltage @ <math>I_{PP} = 7.0A, t_p = 8/20\mu s</math></b>	$V_C$			15.0	V
<b>Peak Power Dissipation <math>t_p = 8/20\mu s</math></b>	$P_{PK}$			105	W
<b>Capacitance <math>V_R = 0V, f = 1MHz</math></b>	$C_J$			80	pF

**SMD ESD PROTECTION DIODES DFN1006 SERIES**
**RELIABILITY**

Number	Experiment Items	Experiment Method And Conditions	Reference Documents
1	Solder Resistance Test	Test 260°C± 5°C for 10 ± 2 sec. Immerse body into solder 1/16" ± 1/32"	MIL-STD-750D METHOD-2031.2
2	Solderability Test	230°C ±5°C for 5 sec.	MIL-STD-750D METHOD-2026.1 0
3	Pull Test	1 kg in axial lead direction for 10 sec.	MIL-STD-750D METHOD-2036.4
4	Bend Test	0.5Kg Weight Applied To Each Lead, Bending Arcs 90 °C ± 5 °C For 3 Times	MIL-STD-750D METHOD-2036.4
5	High Temperature Reverse Bias Test	TA=100°C for 1000 Hours at VR=80% Rated VR	MIL-STD-750D METHOD-1038.4
6	Forward Operation Life Test	TA=25°C Rated Average Rectified Current	MIL-STD-750D METHOD-1027.3
7	Intermittent Operation Life Test	On state: 5 min with rated IRMS Power Off state: 5 min with Cool Forced Air. On and off for 1000 cycles.	MIL-STD-750D METHOD-1036.3
8	Pressure Cooker Test	15 PSIG, TA=121°C, 4 hours	MIL-S-19500 APPENOIXC
9	Temperature Cycling Test	-55°C~+125°C; 30 Minutes For Dwelled Time 5 minutes for transferred time. Total: 10 cycles.	MIL-STD-750D METHOD-1051.7
10	Thermal Shock Test	0°C for 5 minutes., 100°C for 5minutes, Total: 10 cycles	MIL-STD-750D METHOD-1056.7
11	Forward Surge Test	8.3ms Single Sale Sine-wave One Surge.	MIL-STD-750D METHOD-4066.4
12	Humidity Test	TA=65°C, RH=98% for 1000 hours.	MIL-STD-750D METHOD-1021.3
13	High Temperature Storage life Test	150°C for 1000 Hours	MIL-STD-750D METHOD-1031.5

**SMD ESD PROTECTION DIODES DFN1006 SERIES**

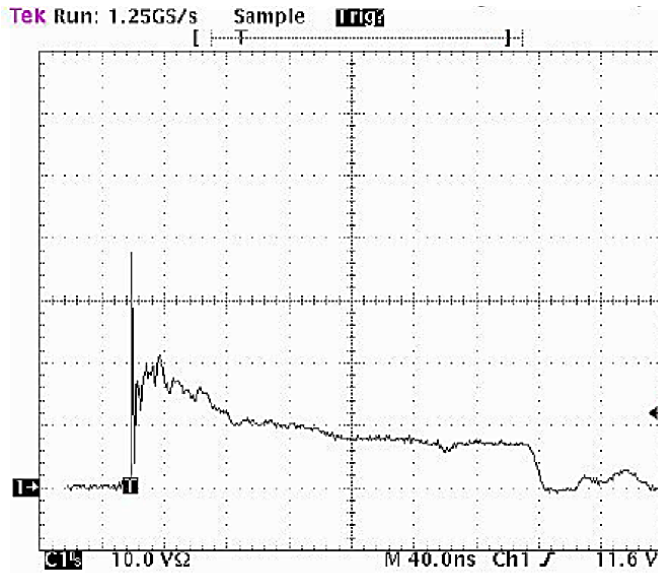
**SUGGESTED REFLOW PROFILE (For Reference Only)**



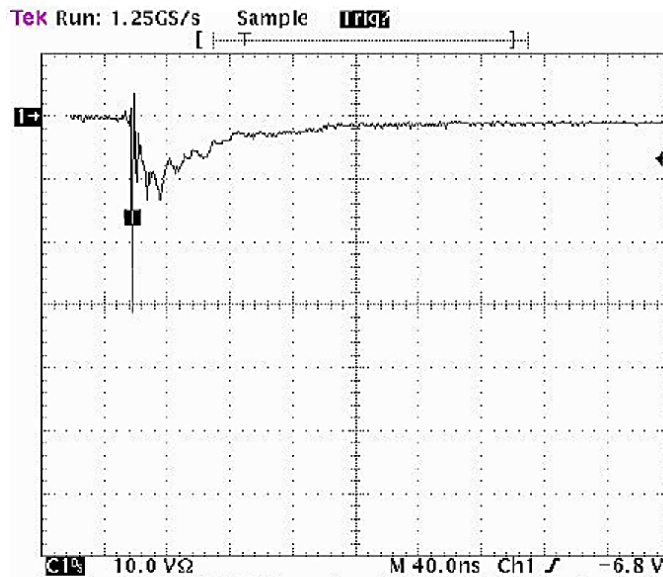
<b>Profile Feature</b>		Pb-Free Assembly
<b>Average Ramp-up Rate (Ts Max to Tp)</b>		3°C/second Max
<b>Preheat</b>	<b>Temperature Min (Ts Min.)</b>	150°C
	<b>Temperature Max (Ts Max.)</b>	200°C
	<b>Time (ts Min. to ts Max.)</b>	60 ~ 180 seconds
<b>Time maintained above</b>	<b>Temperature (Tl)</b>	217°C
	<b>Time (tl)</b>	60 ~ 150 seconds
<b>Peak/Classification Temperature (Tp)</b>		260 °C
<b>Time within 5°C of actual Peak Temperature (tp)</b>		20 ~ 40 seconds
<b>Ramp-down rate</b>		6 °C /Second Max.
<b>Time 25 °C to Peak Temperature</b>		8 minutes Max.
<b>Suggest reflow times</b>		3 Times Max.

**SMD ESD PROTECTION DIODES DFN1006 SERIES**

**RATINGS AND CHARACTERISTIC CURVES (For Reference Only)**



**Figure 1. ESD Clamping Voltage Screenshot  
Positive 8 kV contact per IEC 61000-4-2**



**Figure 2. ESD Clamping Voltage Screenshot  
Negative 8 kV contact per IEC 61000-4-2**



**SMD ESD PROTECTION DIODES DFN1006 SERIES**

**TAPE/REEL (Unit: mm)**

All Devices are packed in accordance with EIA standard RS-481-A and specifications.



Item	Symbol	Tolerance	DFN1006
Carrier width	A	0.1	2.10
Carrier Length	B	0.1	4.00
Carrier Depth	C	0.1	1.60
Sprocket hole	d	0.05	1.55
13"Reel outside diameter	-	-	-
13"Reel inner diameter	-	-	-
7"Reel outside diameter	D	2.0	178.00
7"Reel inner diameter	D1	Min.	50.00
Feed hole diameter	D2	0.5	13.00
Sprocket hole position	E	0.1	1.75
Punch hole position	F	0.1	3.50
Punch hole pitch	P	0.1	4.00
Sprocket hole pitch	P0	0.1	4.00
Embossment center	P1	0.1	2.00
Overall tape thickness	T	0.1	0.25
Tape width	W	0.3	8.15
Reel width	W1	1.0	10.50

**SMD ESD PROTECTION DIODES DFN1006 SERIES**

**SPQ PACKAGE for Reference**

Item	Unit	Value
Case Code		DFN1006
Reel Size	Inch	7
Reel Size	mm	178
Tape Space	mm	/
SPQ /Reel	pcs	10000
Weigh /SPQ	LBS	
Weigh /SPQ	KGs	
Qty. Per Box	pcs	20,000
Inner Box	Inch	L8.0*W8.0*H1.5

**DISCLAIMER**

NextGen Component, Inc. reserves the right to make changes to the product(s) and or information contained herein without notice. No liability is assumed as a result of their use or application. No rights under any patent accompany the sale of any such product(s) or information