

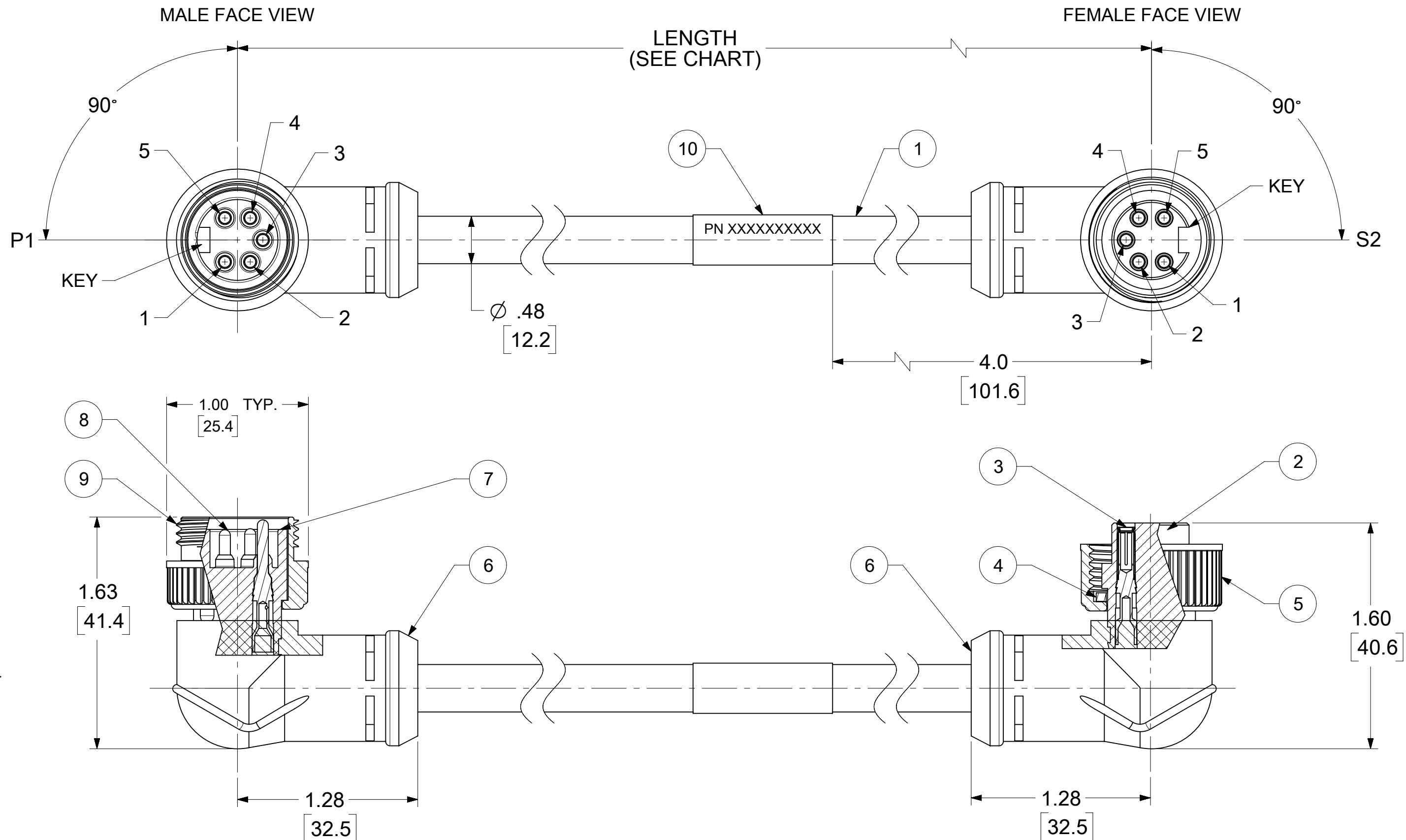
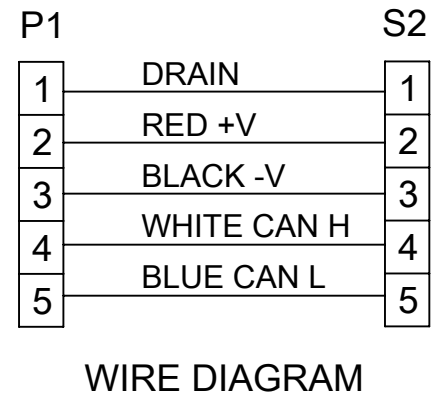
MATERIAL NO.	ENGINEERING NO.	FINISHED LENGTH
1300250196	DN99A-M006	1 FT 11.6 IN [0.6M]
1300250197	DN99A-M010	3 FT 3.3 IN [1.0M]
1300250220	DN99A-M400	131 FT 2.8 IN [40.0M]
1300250223	DN99A-M750	246 FT [75.0M]

PART NO. LEGEND

DN99A-M010

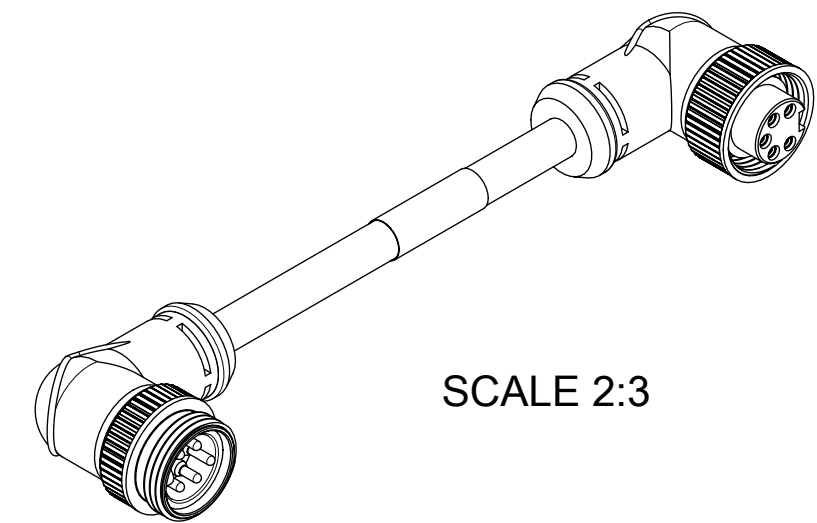
FINISHED LENGTH
M005= 0.5 METER
M010= 1 METER
M100= 10 METER

CABLE LENGTH TOLERANCES	
<.3M [1FT]:	+19mm-0 [+1.75in-0]
.3 - .9M [1 - 3FT]:	+44.5mm-0 [+1.75in-0]
.9 - 1.8M [3 - 6FT]:	+55.6mm-0 [+2.19in-0]
1.8 - 3.7M [6 - 12FT]:	+88.9mm-0 [+3.50in-0]
3.7 - 7.3M [12 - 24FT]:	+165.1mm-0 [+6.50in-0]
7.3-14.6M [24 - 48FT]:	+317.5mm-0 [+12.50in-0]
14.6 - 30.5M [48-100FT]:	+622.3mm-0 [+24.50in-0]
OVER 30M [100FT]:	+2% OF FINISHED LENGTH



- NOTES:**
- MATERIAL: AS NOTED
 - FINISH: AS NOTED
 - ELECTRICAL SPECIFICATIONS
VOLTAGE RATING: 300V PER IEC60664
300V PER UL2238
CURRENT RATING: 4A
 - TEMP RANGE: -20°C TO +80°C
 - COUPLING THREAD: 7/8-16 UN
 - PROTECTION: IP67 (WHEN MATED)
 - UL RECOGNIZED FILE: E152210
CSA CERTIFIED FILE: LR6837
 - ALL DIMENSIONS ARE FOR REFERENCE UNLESS TOLERANCED OR NOTED OTHERWISE

ITEM	DESCRIPTION	MATERIAL	FINISH
10	LABEL	VINYL	BLACK/YELLOW
9	COUPLING NUT, MALE	ZINC DIE CAST	BLACK E-COAT
8	CONTACT PIN	BRASS	GOLD PLATED
7	INSERT, MALE, 5 POLE	TPE	BLACK
6	OVERMOLDS	TPE	GRAY
5	COUPLING NUT, FEMALE	ZINC DIE CAST	BLACK E-COAT
4	FRICTION RING	NYLON	WHITE
3	CONTACT SOCKET	BRASS	GOLD PLATED
2	INSERT, FEMALE, 5 POLE	TPE	BLACK
1	CABLE, DEV-NET, TRUNK, 18/2, 15/2	PVC JACKET	GRAY



FUNCTIONAL SYMBOLS	THIS DRAWING CONTAINS INFORMATION THAT IS PROPRIETARY TO MOLEX ELECTRONIC TECHNOLOGIES, LLC AND SHOULD NOT BE USED WITHOUT WRITTEN PERMISSION		
	DIMENSION UNITS	SCALE	CURRENT REV DESC: INSERT COLOR WAS GRAY
FA = 0	INCH/MM	1.5:1	EC NO: 702517 DRWN: RSTONE 2022/04/07 CHK'D: MZIELINSKI 2022/04/08 APPR: BWOODMAN 2022/04/12
FC = 0	GENERAL TOLERANCES (UNLESS SPECIFIED)		
DIVISIONAL SYMBOLS	4 PLACES	±	INITIAL REVISION: DRWN: R. STONE 2009/05/11 APPR: JFMURPHY 2009/05/15
	3 PLACES	±	
	2 PLACES	±	
	1 PLACE	±	
	0 PLACES	±	DRWN: R. STONE 2009/05/11 APPR: JFMURPHY 2009/05/15
	ANGULAR TOL	± °	THIRD ANGLE PROJECTION
	DRAFT WHERE APPLICABLE MUST REMAIN WITHIN DIMENSIONS		DRAWING SERIES
			C-SIZE 130025

DOCUMENT NUMBER		DOC TYPE	DOC PART	REVISION
SD-130025-003		PSD	001	B1
MATERIAL NUMBER	CUSTOMER	SHEET NUMBER		
	GENERAL MARKET	1 OF 1		