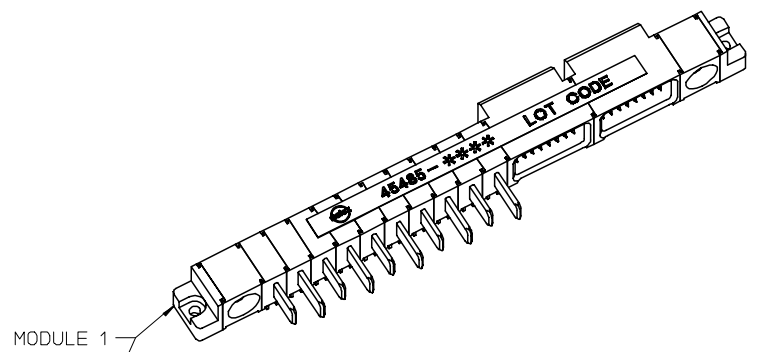
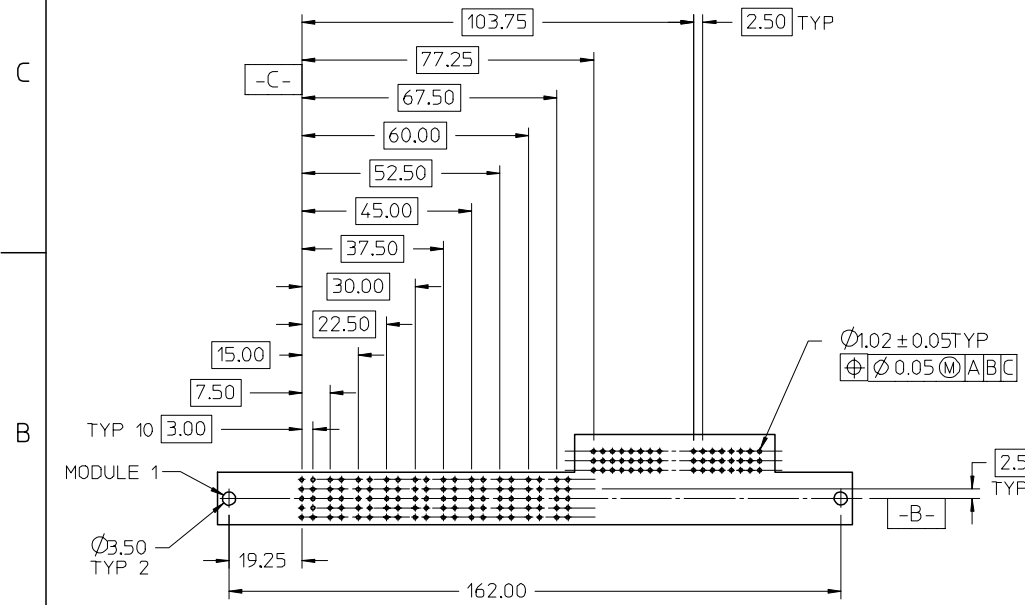
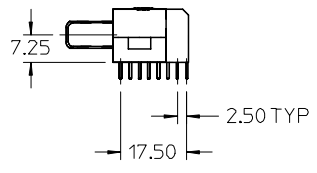
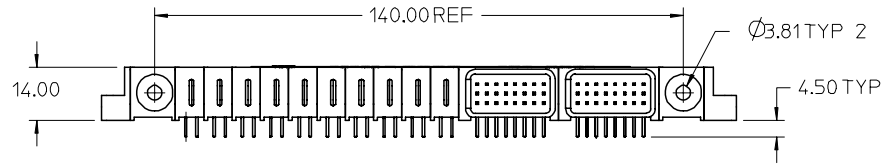
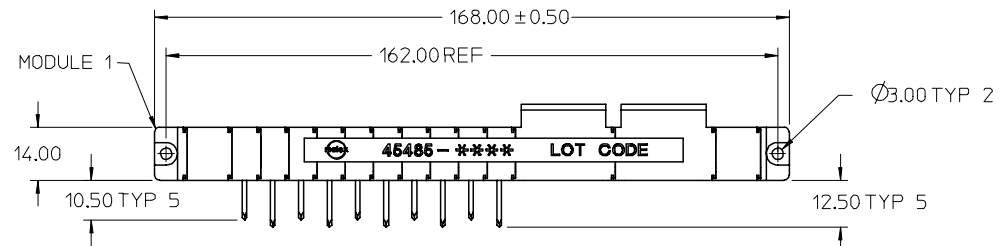


NOTES:

1. MATERIAL: LCP, GLASS FILLED, UL94V-0, BLACK.
CONTACTS: COPPER ALLOY
2. FINISH: SELECT GOLD: 30 MI MIN.
SELECT TIN: 100 MI MIN.
BOTH OVER NICKEL
3. PRODUCT SPECIFICATION: PS-45424-001.
4. PACKAGING SPECIFICATION: PK-45485-001.



PD 500	PD 506	PD 105	PD 106	PD 105	PD 106	PD 105	PD 106	PD 105	PD 106	PD 105	PD 106	PD 302	PD 302	PD 506	PD 501
--------	--------	--------	--------	--------	--------	--------	--------	--------	--------	--------	--------	--------	--------	--------	--------

PCB LAYOUT: COMPONENT SIDE
PCB THICKNESS: 3.18
PCB TOLERANCE: ±0.05

EC NO: UCP2005-2576	QUALITY SYMBOLS
DRWN:ADRATND2005/07/07	
CHKD:KSAMEC 2005/07/08	
APPR:APATEL 2005/07/19	
2	REV

DESCRIPTION	GENERAL TOLERANCES (UNLESS SPECIFIED)	
	mm	INCH
	4 PLACES ± ---	± ---
	3 PLACES ± ---	± ---
	2 PLACES ± 0.25	± ---
1 PLACE ± 0.38	± ---	
ANGULAR ±1/2°		
DRAFT WHERE APPLICABLE		
MUST REMAIN WITHIN DIMENSIONS		

SCALE	DESIGN UNITS
1:2	METRIC
DIMENSION STYLE	
MM ONLY	
DRAWN BY	DATE
SAMIEC	2004/02/11
CHECKED BY	DATE
MARGULIS	2004/02/11
APPROVED BY	DATE
MARGULIS	2004/02/11

THIRD ANGLE PROJECTION	REVISE ON CAD ONLY
TITLE	
POWER DOCK ASSEMBLY POWER RIGHT ANGLE SOLDER TAIL	
molex MOLEX INCORPORATED	
MATERIAL NO.	DOCUMENT NO.
45485-0094	SD-45485-094
SHEET NO.	1 OF 1

THIS DRAWING CONTAINS INFORMATION THAT IS PROPRIETARY TO MOLEX INCORPORATED AND SHOULD NOT BE USED WITHOUT WRITTEN PERMISSION