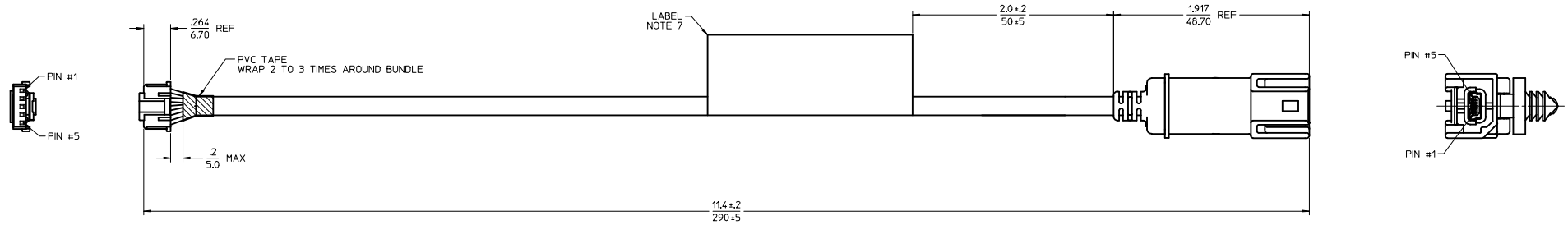

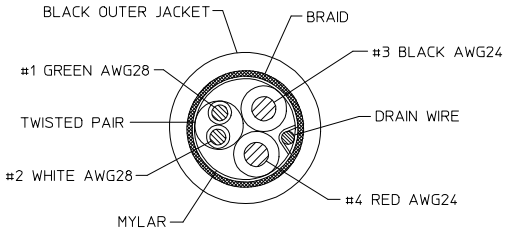

CABLE CONSTRUCTION

WIRING DIAGRAM

SIGNAL NAME	CONTACT #	SHERLOCK CONNECTOR (HOST) WIRE COLORS	MINI-B INLINE (TARGET) WIRE COLORS	CONTACT #	SIGNAL NAME
VBUS	5	RED	RED	1	VBUS
D-	4	WHITE	WHITE	2	D-
D+	3	GREEN	GREEN	3	D+
SIGNAL SHIELDING	2	SIGNAL SHIELDING DRAIN WIRE		4	SIGNAL SHIELDING
GND	1	BLACK	BLACK	5	GND
CABLE BRAID	2			SHELL	CABLE BRAID

MOLEX MATERIAL NUMBER	CUSTOMER PART NO.
111005-3100	28170923

NOTES:
1. PART MUST CONFORM TO THE ELECTRICAL CONNECTION SYSTEM DESIGN SPECIFICATION (SDS) VER 13, DATED 06-APR-06; TEMP CLASS "-40~85°C".
2. PART MUST CONFORM TO THE LATEST LEVEL OF SAE/USCAR-30 & USB 2.0.
3. ALL PLASTIC PARTS MUST HAVE MATERIAL IDENTIFICATION SYMBOLS CLEARLY MARKED, WHEREVER PACKAGE SIZE PERMITS.
4. GENERAL TOLERANCES: ±0.25 ALL ONE PLACE DIMENSIONS, ±0.15 ALL TWO PLACE DIMENSIONS, AND ±0.5° ALL ANGULAR DIMENSIONS.
5. 0.3MM MAXIMUM RADIUS PERMISSIBLE ON EDGES AND FILLETS SHOWN AS SHARP FOR PLASTIC PARTS.
6. PARTS ARE TO BE FREE OF SCRATCHES, DISCOLORATION, SALT RESIDUE OR OTHER IMPERFECTIONS THAT MAY AFFECT FUNCTION OR FIT OF PART.
7. IDENTIFICATION LABEL MUST DISPLAY CUSTOMER PART NUMBER, SUPPLIER PART NUMBER, DATE CODE (YYYYMMDD), REVISION AND LOGO.
8. LEAD FREE, NO ROHS EXEMPTIONS.
9. FINISHES: USB INLINE: TERMINAL: SELECTIVE GOLD (Au) IN THE CONTACT AREA; THICKNESS = 0.75 MICROMETER (30 MICROINCH) MINIMUM OVER NICKEL (Ni) OVERALL; THICKNESS = 1.25 MICROMETER (50 MICROINCH) MINIMUM.

28170923
MOLEX P/N REV YYYYMMDDX
Made in China
MOLEX LOGO
MOLEX P/N REV YYYYMMDDX
28170923

LABEL FORMAT

LAST LETTER OF DATE CODE "X": 'D'= DAY SHIFT, 'N'= NIGHT SHIFT
(C1) BAR CODE = CUSTOMER MATERIAL NUMBER

UPDATED LABEL FORMAT
EC NO: CPG2014-3204 2014/04/22
DRWN:LHSU01 2014/04/22
CHKD:JPANLICKI 2014/04/23
APPR:RTSA1
DESCRIPTION
REV C1

QUALITY SYMBOLS: 4=0, 3=0, 2=0, 1=0

GENERAL TOLERANCES (UNLESS SPECIFIED)	mm	INCH
4 PLACES	±---	±---
3 PLACES	±---	±.005
2 PLACES	±0.15	±.01
1 PLACE	±0.25	±---
0 PLACE	±---	±---
ANGULAR ±1/2°		

DRAFT WHERE APPLICABLE MUST REMAIN WITHIN DIMENSIONS

DIMENSION STYLE: IN/MM
SCALE: 2:1
DESIGN UNITS: METRIC
THIRD ANGLE PROJECTION

DRAWN BY	J.REEVES	DATE 2008/04/16
CHECKED BY	J.REEVES	DATE 2008/04/16
APPROVED BY	K.MONROE	DATE 2008/04/16

TITLE: USB CABLE ASSEMBLY SHERLOCK 5-CKT CONN TO MINI-B INLINE POL-A

molex

MATERIAL NO.: SEE CHART
DOCUMENT NO.: SD-111005-3100
SHEET NO.: 1 OF 1
SIZE: D

THIS DRAWING CONTAINS INFORMATION THAT IS PROPRIETARY TO MOLEX INCORPORATED AND SHOULD NOT BE USED WITHOUT WRITTEN PERMISSION

tb_frame_D_P_AM_T
Rev. G 2012/01/11

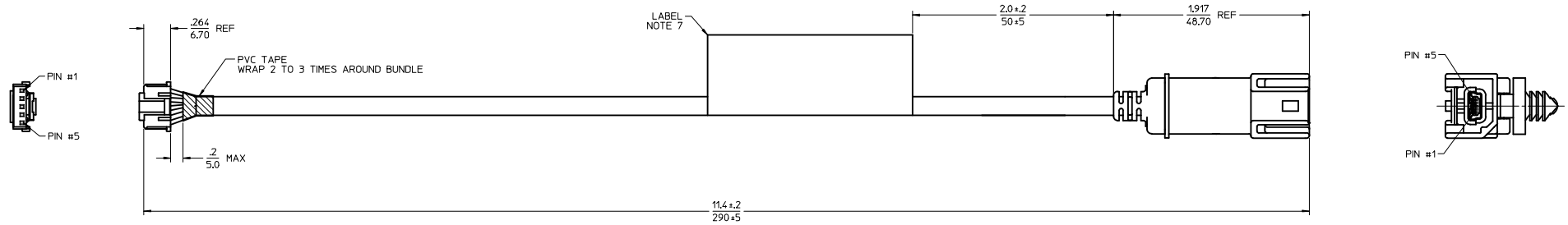

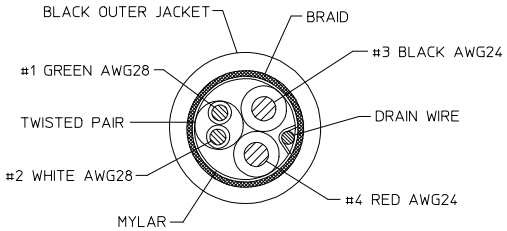

CABLE CONSTRUCTION

WIRING DIAGRAM

SIGNAL NAME	CONTACT #	SHERLOCK CONNECTOR (HOST) WIRE COLORS	MINI-B INLINE (TARGET) WIRE COLORS	CONTACT #	SIGNAL NAME
VBUS	5	RED	RED	1	VBUS
D-	4	WHITE	WHITE	2	D-
D+	3	GREEN	GREEN	3	D+
SIGNAL SHIELDING	2	SIGNAL SHIELDING DRAIN WIRE		4	SIGNAL SHIELDING
GND	1	BLACK	BLACK	5	GND
CABLE BRAID	2			SHELL	CABLE BRAID

MOLEX MATERIAL NUMBER	CUSTOMER PART NO.
111005-3100	28170923

NOTES:
1. PART MUST CONFORM TO THE ELECTRICAL CONNECTION SYSTEM DESIGN SPECIFICATION (SDS) VER 13, DATED 06-APR-06; TEMP CLASS "-40~85°C".
2. PART MUST CONFORM TO THE LATEST LEVEL OF SAE/USCAR-30 & USB 2.0.
3. ALL PLASTIC PARTS MUST HAVE MATERIAL IDENTIFICATION SYMBOLS CLEARLY MARKED, WHEREVER PACKAGE SIZE PERMITS.
4. GENERAL TOLERANCES: ±0.25 ALL ONE PLACE DIMENSIONS, ±0.15 ALL TWO PLACE DIMENSIONS, AND ±0.5° ALL ANGULAR DIMENSIONS.
5. 0.3MM MAXIMUM RADIUS PERMISSIBLE ON EDGES AND FILLETS SHOWN AS SHARP FOR PLASTIC PARTS.
6. PARTS ARE TO BE FREE OF SCRATCHES, DISCOLORATION, SALT RESIDUE OR OTHER IMPERFECTIONS THAT MAY AFFECT FUNCTION OR FIT OF PART.
7. IDENTIFICATION LABEL MUST DISPLAY CUSTOMER PART NUMBER, SUPPLIER PART NUMBER, DATE CODE (YYYYMMDD), REVISION AND LOGO.
8. LEAD FREE, NO ROHS EXEMPTIONS.
9. FINISHES: USB INLINE: TERMINAL: SELECTIVE GOLD (Au) IN THE CONTACT AREA; THICKNESS = 0.75 MICROMETER (30 MICROINCH) MINIMUM OVER NICKEL (Ni) OVERALL; THICKNESS = 1.25 MICROMETER (50 MICROINCH) MINIMUM.

28170923
MOLEX P/N REV YYYYMMDDX
Made in China
MOLEX LOGO
MOLEX P/N REV YYYYMMDDX
28170923

LABEL FORMAT

LAST LETTER OF DATE CODE "X": 'D'= DAY SHIFT, 'N'= NIGHT SHIFT
(C1) BAR CODE = CUSTOMER MATERIAL NUMBER

UPDATED LABEL FORMAT
EC NO: CPG2014-3204 2014/04/22
DRWN:LHSU01 2014/04/22
CHKD:JPANLICKI 2014/04/23
APPR:RTSA1
DESCRIPTION
REV C1

QUALITY SYMBOLS: 4=0, 3=0, 2=0, 1=0

GENERAL TOLERANCES (UNLESS SPECIFIED)	mm	INCH
4 PLACES	±---	±---
3 PLACES	±---	±.005
2 PLACES	±0.15	±.01
1 PLACE	±0.25	±---
0 PLACE	±---	±---
ANGULAR ±1/2°		

DRAFT WHERE APPLICABLE MUST REMAIN WITHIN DIMENSIONS

DIMENSION STYLE: IN/MM
SCALE: 2:1
DESIGN UNITS: METRIC
THIRD ANGLE PROJECTION

DRAWN BY	J.REEVES	DATE 2008/04/16
CHECKED BY	J.REEVES	DATE 2008/04/16
APPROVED BY	K.MONROE	DATE 2008/04/16

TITLE: USB CABLE ASSEMBLY SHERLOCK 5-CKT CONN TO MINI-B INLINE POL-A

molex

MATERIAL NO.: SEE CHART
DOCUMENT NO.: SD-111005-3100
SHEET NO.: 1 OF 1
SIZE: D

THIS DRAWING CONTAINS INFORMATION THAT IS PROPRIETARY TO MOLEX INCORPORATED AND SHOULD NOT BE USED WITHOUT WRITTEN PERMISSION

tb_frame_D_P_AM_T
Rev. G 2012/01/11