

## Relay Module - PR2-RSC3-LV-120AC/2X21 - 2834669

Please be informed that the data shown in this PDF Document is generated from our Online Catalog. Please find the complete data in the user's documentation. Our General Terms of Use for Downloads are valid (<http://phoenixcontact.com/download>)




Preassembled relay modules with screw connection, consisting of: relay base, industrial relay with integrated LED and engage/disengage manual actuate lever, varistor protective module and relay retaining bracket. Input voltage: 120 V AC, two PDTs, 10 A

The figure shows the 24 V DC version

### Why buy this product

- With DC types, freewheeling diode is integrated in relay
- Relay with detectable manual operation and status LED
- Mechanical switch position indicator
- Logical contact arrangement thanks to 1/3-level relay base
- 4 PDT types with multi-layer gold contacts

### Key Commercial Data

Packing unit	1 STK
Minimum order quantity	5 STK
GTIN	 4 017918 996246
GTIN	4017918996246
Weight per Piece (excluding packing)	117.160 g
Custom tariff number	85364900
Country of origin	Japan

### Technical data

#### Note

Utilization restriction	EMC: class A product, see manufacturer's declaration in the download area
-------------------------	---------------------------------------------------------------------------

#### Dimensions

# Relay Module - PR2-RSC3-LV-120AC/2X21 - 2834669

## Technical data

### Dimensions

Width	27 mm
Height	78.5 mm
Depth	86 mm

### Ambient conditions

Ambient temperature (operation)	-25 °C ... 60 °C
Ambient temperature (storage/transport)	-25 °C ... 70 °C

### Coil side

Nominal input voltage $U_N$	120 V AC
Typical input current at $U_N$	11 mA (at 50 Hz)
	9 mA (At 60 Hz)
Typical response time	4 ms ... 10 ms
Typical release time range	3 ms ... 12 ms
Protective circuit	Varistor
Operating voltage display	LED red
Power dissipation for nominal condition	1.32 W

### Contact side

Contact type	2 PDT
Type of switch contact	Single contact
Contact material	Ag
Maximum switching voltage	250 V AC/DC
Minimum switching voltage	5 V
Min. switching current	1 mA
Maximum inrush current	20 A (15 ms)
Limiting continuous current	10 A
Interrupting rating (ohmic load) max.	240 W (at 24 V DC)
	160 W (at 48 V DC)
	110 W (at 60 V DC)
	72 W (at 110 V DC)
	130 W (at 220 V DC)
	2500 VA (for 250 V AC)

### General

Test voltage relay winding/relay contact	2 kV (50 Hz, 1 min.)
Test voltage relay contact/relay contact	2 kV (50 Hz, 1 min.)
Operating mode	100% operating factor
Degree of protection	RT I (Relay)

## Relay Module - PR2-RSC3-LV-120AC/2X21 - 2834669

### Technical data

#### General

Mechanical service life	5 x 10 <sup>7</sup> cycles
Mounting position	any
Assembly instructions	In rows with zero spacing

#### Connection data input side

Connection name	Coil side
Connection method	Screw connection
Stripping length	7 mm
Screw thread	M3
Conductor cross section solid	0.14 mm <sup>2</sup> ... 2.5 mm <sup>2</sup>
Conductor cross section flexible	0.14 mm <sup>2</sup> ... 2.5 mm <sup>2</sup>
Conductor cross section AWG	26 ... 14

#### Connection data output side

Connection name	Contact side
Connection method	Screw connection
Stripping length	7 mm
Screw thread	M3
Conductor cross section solid	0.14 mm <sup>2</sup> ... 2.5 mm <sup>2</sup>
Conductor cross section flexible	0.14 mm <sup>2</sup> ... 2.5 mm <sup>2</sup>
Conductor cross section AWG	26 ... 14

#### Standards and Regulations

Standards/regulations	IEC 60664
	EN 50178
Degree of pollution	3
Overvoltage category	II
Assembly instructions	In rows with zero spacing

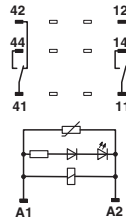
#### Environmental Product Compliance

China RoHS	Environmentally Friendly Use Period = 50
	For details about hazardous substances go to tab "Downloads", Category "Manufacturer's declaration"

### Drawings

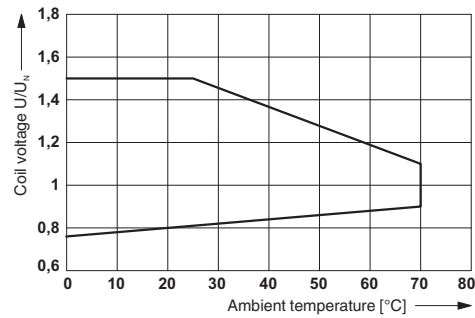
# Relay Module - PR2-RSC3-LV-120AC/2X21 - 2834669

Circuit diagram



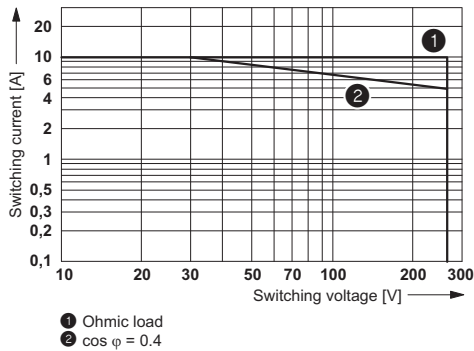
) The contacts 21, 22, 24 are connected to the relay base connections 41, 42, 44.

Diagram

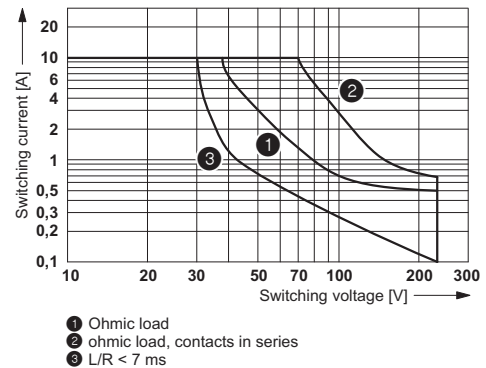


Operating voltage range of relay  $T_u = T_{coil}$

Diagram



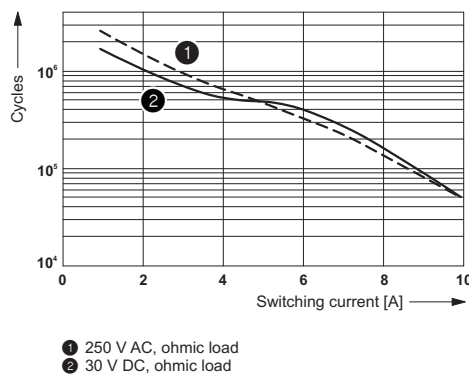
Diagram



## AC interrupting rating

## DC interrupting rating

Diagram



## Electrical service life

## Relay Module - PR2-RSC3-LV-120AC/2X21 - 2834669

### Articles in set

Relay base - PR2-BSC3/4X21 - 2833576



Relay base PR2-B, for industrial relay REL-IR with 2 or 4 PDT, 1/3-level version, screw connections, connection facility for input/interference suppression modules, for mounting on NS 35/7.5

Single relay - REL-IR/L-120AC/2X21 - 2834067



Plug-in industrial relay with power contacts, 2 PDTs, test button, status LED, mechanical switch setting display, input voltage: 120 V AC

Plug-in module - V-120-230UC - 2833880



Plug-in module, with varistor, input voltage: 120 ... 230 V AC/DC  $\pm 20$  %

Retaining bracket - EL2-P35 - 2833592



Relay retaining bracket, with eject function and integrated equipment marking area (8 x 25 mm), to suit relay base PR2, for 35 mm high industrial relay

Marker labels - MP 2 - 2833644



Equipment marker, labeling surface 9 x 25 mm

# Relay Module - PR2-RSC3-LV-120AC/2X21 - 2834669

## Classifications

### eCl@ss

eCl@ss 5.0	27371601
eCl@ss 5.1	27371601
eCl@ss 6.0	27371601
eCl@ss 7.0	27371601
eCl@ss 8.0	27371601
eCl@ss 9.0	27371601

### ETIM

ETIM 2.0	EC001437
ETIM 3.0	EC001437
ETIM 4.0	EC001437
ETIM 5.0	EC001437
ETIM 6.0	EC001437

### UNSPSC

UNSPSC 6.01	30211916
UNSPSC 7.0901	39121515
UNSPSC 11	39121515
UNSPSC 12.01	39121515
UNSPSC 13.2	39122334

## Approvals

### Approvals

---

Approvals

EAC

---

Ex Approvals

---

### Approval details

EAC		RU C- DE.A*30.B.01082
-----	--	--------------------------

---

