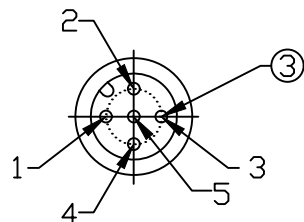

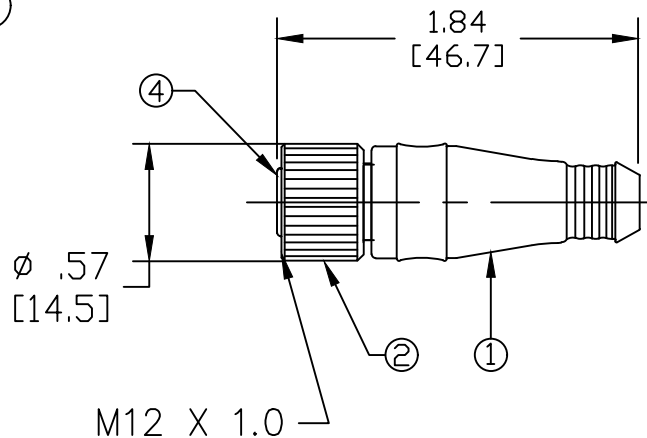


MOLEX PART NO.	ENG. NO.	COUPLING NUT MATERIAL	FINISH
1200390003	DND150L	ZINC DIE-CAST	BLACK
1200390004	DND150LNB	BRASS	NICKEL PLATE



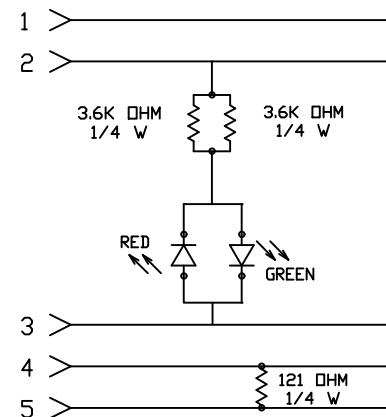
FRONT VIEW - FEMALE INSERT

©



NOTES:

- 1) MATERIAL: SEE TABLE
- 2) FINISHES: SEE TABLE
- 3) ELECTRICAL DATA:  
MAX. VOLTAGE: 30VDC  
MAX. CURRENT 4A
- 4) ENVIRONMENTAL:  
PROTECTION IP67 (WHEN MATED)
- 5) DIMENSION ARE FOR REFERENCE UNLESS NOTED OR TOLERANCED OTHERWISE



© WIRING DIAGRAM

ITEM	DESCRIPTION	MATERIAL	FINISH
4	INSERT	NYLON	BLACK
3	SOCKET CONTACT	COPPER ALLOY	GOLD PLATED
2	M12 COUPLING NUT	SEE MAT. NO CHART	SEE MAT. NO CHART
1	OVERMOLD	PUR	CLEAR

©

FUNCTIONAL SYMBOLS										THIS DRAWING CONTAINS INFORMATION THAT IS PROPRIETARY TO MOLEX ELECTRONIC TECHNOLOGIES, LLC AND SHOULD NOT BE USED WITHOUT WRITTEN PERMISSION														
DIMENSION UNITS					SCALE					CURRENT REV DESC: REV'D WIRE DIAGRAM, NOTES, PUR O-MOLD WAS PVC, ADD P/N 1200390004														
INCH/MM					1:1					EC NO: 646661 DRWN: RSTONE 2020/09/30 CHK'D: MZIELINSKI 2020/10/08 APPR: BWOODMAN 2020/10/12 INITIAL REVISION: DRWN: TWOLDEGE 2010/01/11 APPR: JFMURPHY 2010/01/20														
GENERAL TOLERANCES (UNLESS SPECIFIED)																								
					mm															INCH				
4 PLACES					±----															±----				
3 PLACES					±----															±----				
2 PLACES					±----					±----														
1 PLACE					±----					±----														
0 PLACES					±----					±----														
DIVISIONAL SYMBOLS										DRWN: TWOLDEGE 2010/01/11 APPR: JFMURPHY 2010/01/20														
ANGULAR TOL ± ---- °										THIRD ANGLE PROJECTION														
DRAFT WHERE APPLICABLE MUST REMAIN WITHIN DIMENSIONS										DRAWING		SERIES		MATERIAL NUMBER		CUSTOMER		SHEET NUMBER						
								A-SIZE		120039		SD-120039-002		GENERAL MARKET		1 OF 1								

DOCUMENT STATUS	P1	RELEASE DATE	2020/10/12	21:31:09
-----------------	----	--------------	------------	----------