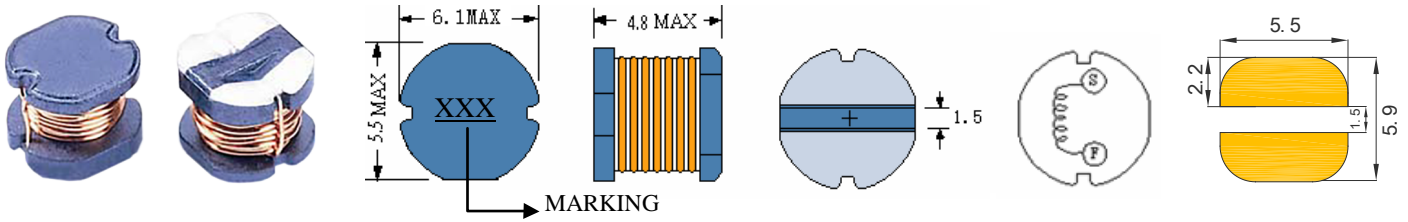


## SMD POWER INDUCTORS



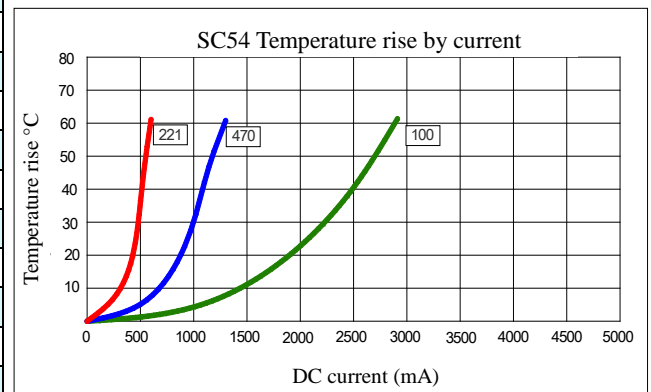
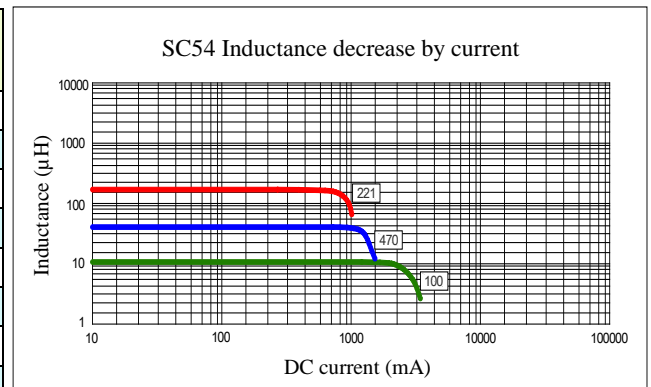
- Features

1. Open frame construction.



## ELECTRICAL CHARACTERISTICS

Part Number	Inductance (uH) (1)	Test Frequency	DC Resistance (Ω MAX) (2)	Saturation Current <sup>(3)</sup> (A)	Temperature Current <sup>(4)</sup> (A)
SC54-100	10	2.52MHZ	0.10	1.44	2.20
SC54-120	12	2.52MHZ	0.12	1.40	1.98
SC54-150	15	2.52MHZ	0.14	1.30	1.76
SC54-180	18	2.52MHZ	0.15	1.23	1.65
SC54-220	22	2.52MHZ	0.18	1.11	1.45
SC54-270	27	2.52MHZ	0.20	0.97	1.30
SC54-330	33	2.52MHZ	0.23	0.88	1.20
SC54-390	39	2.52MHZ	0.32	0.80	1.10
SC54-470	47	2.52MHZ	0.37	0.72	1.00
SC54-560	56	2.52MHZ	0.42	0.68	0.86
SC54-680	68	2.52MHZ	0.46	0.61	0.78
SC54-820	82	2.52MHZ	0.60	0.58	0.70
SC54-101	100	1KHZ	0.70	0.52	0.64
SC54-121	120	1KHZ	0.93	0.48	0.58
SC54-151	150	1KHZ	1.10	0.40	0.54
SC54-181	180	1KHZ	1.38	0.38	0.52
SC54-221	220	1KHZ	1.57	0.35	0.48



- (1). Inductance tolerance  $\pm 20\%$  tested at 0.25V, 0ADC and 25°C.
- (2). DCR measured at 25°C.
- (3). The DC current at which the inductance decreases by 10% from its initial value.
- (4). The DC current that results in a 40°C temperature rise from 25°C ambient.

[Click here for QUANTITY PER REEL & PACKING INFORMATION](#)

Custom versions available upon request.



[belfuse.com/signal](http://belfuse.com/signal)

© 2019 Signal Transformer – Specification subject to change without notice. 12.19

128 Atlantic Avenue, Lynbrook, NY 11563  
 Toll Free 866-239-5777 • Tel 516-239-5777 • Fax 516-239-7208  
[Sales@signaltransformer.com](mailto:Sales@signaltransformer.com) • [techhelp@signaltransformer.com](mailto:techhelp@signaltransformer.com)