




PCM20Y

Phase Change Material

Version 1.150318



Phase Change Material

PCM20Y phase change thermal interface materials are designed to fill air gaps and voids between heat sources and heatsinks, while at the same time displacing entrapped air between surfaces. PCM20Y is a solid at room temperature for ease of manufacture and changes phase at the working temperature to give a low thermal impedance. PCM20Y is available in a wide range of formats, such as standard sheets and custom die cuts depending on the end application.

Features

- Naturally tacky and easy to use
- Low thermal resistance
- Long term reliability
- Good thermal conductivity
- Customized parts
- Maximize the contact area between surfaces

Applications

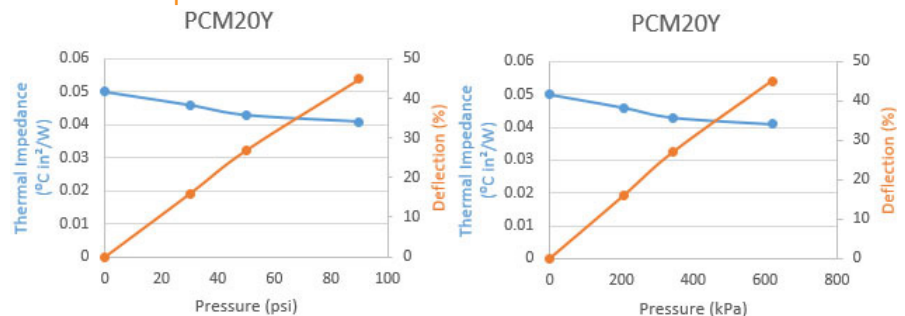
Electronic components: IC, CPU, MOS
 LED, M/B, P/S, Heat Sink
 LCD, TV, Notebook PC, PC Telecom Device, Wireless Hub, etc.
 DDR II Module, DVD Applications, Hand-set applications, etc.

Properties

- ✓ REACH Compliant
- ✓ ROHS Compliant

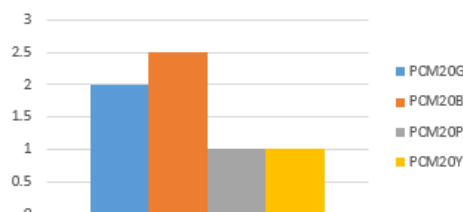
Property	PCM20Y	Unit	Test Method
Colour	Yellow	-	-
Carrier	-	-	-
Thermal Conductivity	1.0	W/mK	ASTM D5470
Thermal Impedance	0.05	°C in ² /W	ASTM D5470
Phase Changing Temperature	50 ~ 60	°C	-
Density	1.35	g/cm ³	-
Thickness	0.127	mm	-
Storage temperature	< 45	°C	-
Operating Temperature	-45 ~ 125	°C	-
Shelf Life	12	Months	-

Thermal Impedance vs Pressure vs Deflection



Data

Thermal Conductivity (W / m K)



* Data for design engineer guidance only. Observed performance varies in application. Engineers are reminded to test the material in application.

T-Global Technology Limited
 1 & 2 Cosford Business Park, Central Park,
 Lutterworth, Leicestershire LE17 4QU U.K.

Tel: +44 (0)1455 553 510
 Email: sales@tglobaltechnology.com
 Web: www.tglobaltechnology.com
 Skype: tglobal.technology
 VAT #: GB 116 662 714



PCM20Y

Phase Change Material

Standard Weights & Dimensional Tolerance

Size	Weight (gr)	
	Thickness (mm)	0.127
	150x200	5.1435
300x400	20.574	

* All measurements in weights are in gr

** All sizes are in mm

Die-Cut Thickness Tolerances	Thickness (mm)	Tolerance (mm)
	0.3	±0.03
	0.5	±0.05
	0.8	±0.08
	1.0	±0.1
	1.2	±0.12
	1.5	±0.15
	2.0	±0.2
	2.5 - 3.5	±0.25
	4.0 - 4.5	±0.3
	5.0	±0.35
	6.0 - 8.0	±0.4
	9.0	±0.45
	10.0	±0.5
>10.0	±0.5	

NOTICE: The information contained herein is to the best of our knowledge true and accurate. However, since the varied conditions of potential use are beyond our control, all recommendations or suggestions are presented without guarantee or responsibility on our part and users should make their own test to determine the suitability of our products in any specific situation. This product is sold without warranty either expressed or implied, of fitness for a particular purpose or otherwise, except that this product shall be of standard quality, and except to the extent otherwise stated T-Global Technology Europe and North America's invoice, quotation, or order acknowledgment. We disclaim any and liability incurred in connection with the use of information contained herein, or otherwise. All risks of such are assumed by the user. Furthermore, nothing contained herein shall be construed as a recommendation to use any process or to manufacture or to use any product in conflict with existing future patents covering any product or material or its use.