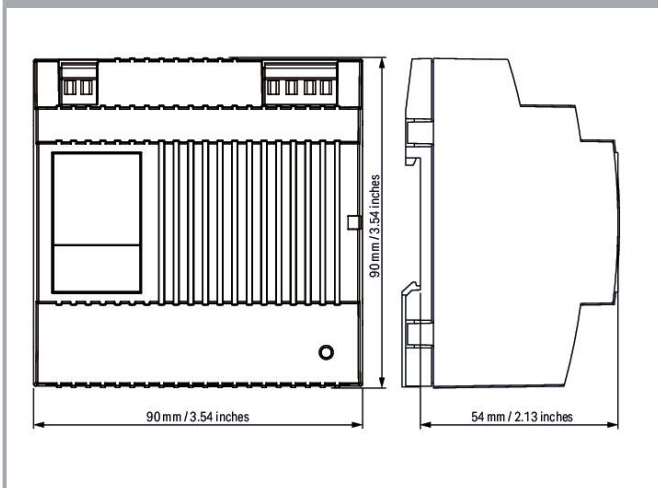
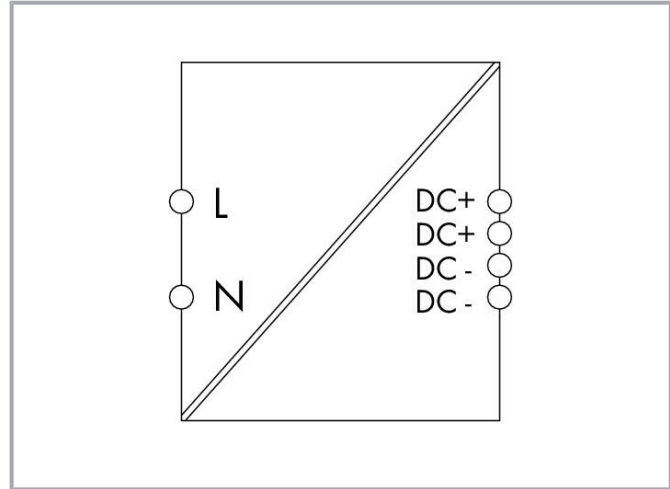


## Data sheet | Item number: 787-1022

Switched-mode power supply; Compact; 1-phase; 24 VDC output voltage; 4 A output current



[www.wago.com/787-1022](http://www.wago.com/787-1022)



## Item description

### Features:

- Switched-mode power supply

Subject to changes. Please also observe the further product documentation!

WAGO GmbH & Co. KG  
Hansastr. 27  
32423 Minden  
Phone: +49571 887-0 | Fax: +49571 887-169  
Email: [info.de@wago.com](mailto:info.de@wago.com) | Web: [www.wago.com](http://www.wago.com)

Do you have any questions about our products?  
We are always happy to take your call at +49 (571) 887-44222.



- Natural convection cooling when horizontally mounted
- Stepped profile, ideal for distribution boards/boxes
- Overhead mounting is possible with derating
- Suitable for both parallel and series operation
- Electrically isolated output voltage (SELV) per EN 61010-2-201/UL 60950-1; PELV per EN 60204

## Data

### Technical data

#### Input

Phases	1
Nominal input voltage $U_{i\text{ nom}}$	1 x AC 100 ... 240 V
Input voltage range	1 x AC 85 ... 264 V; DC 120 ... 300 V
Input voltage derating	Upon request
Nominal mains frequency range	44 ... 66 Hz; 0 Hz
Input current $I_i$	$\leq 0.9\text{ A}$ (230 VAC); $\leq 1.6\text{ A}$ (110 VAC)
Inrush current	$\leq 30\text{ A}$ (NTC)
Power factor correction (PFC)	Passive
Mains failure hold-up time	$\geq 100\text{ ms}$ (230 VAC); $\geq 15\text{ ms}$ (110 VAC)

#### Output

Nominal output voltage $U_{o\text{ nom}}$	DC 24 V (SELV)
Output voltage range	DC 22.8 ... 26.4 V (adjustable)
Nominal output current $I_{o\text{ nom}}$	4 A (24 VDC); 2.4 A (in any mounting position)
Nominal output power	96 W
Residual ripple	$\leq 100\text{ mV}$ (peak-to-peak)
Current limitation	$1.1 \times I_{o\text{ nom}}$ (typ.)
Overload behavior	Constant current

#### Signaling and Communication

Signaling	1 x Status indication LED (green)
Operation status indicator	Green LED ( $U_o$ )

Subject to changes. Please also observe the further product documentation!

## Efficiency/power losses

Power loss $P_l$	$\leq 0.8 \text{ W}; \leq 13.1 \text{ W}$ (230 VAC; nominal load)
Power loss (max.) $P_{l(\text{max})}$	14.8 W (264 VAC / 24 VDC; 4 A)
Efficiency (typ.)	88 %

## Circuit protection

Internal fuse	T 4 A / 250 VAC
Backup fusing (required)	An external DC fuse is required for the DC input voltage.
Backup fusing (recommended)	Circuit breaker: 6 A (C characteristic), 10 A (B characteristic) or higher

## Safety and protection

Protection class	II
Protection type	IP20; per EN 60529
Overvoltage category	II
Pollution degree	2
Transient suppression (primary)	Varistor
Overvoltage protection; secondary	$\leq 40 \text{ VDC}$ (in the event of a fault)
Short-circuit-protected	Yes
Open-circuit-proof	Yes
Parallel operation	Yes
Series operation	Yes
MTBF	> 500,000 h (per IEC 61709)

## Connection data

Connection type 1	Input/Output
Connection technology	CAGE CLAMP®
WAGO connector	WAGO 740 Series
Solid conductor	0.08 ... 2.5 mm <sup>2</sup> / 28 ... 12 AWG
Fine-stranded conductor	0.08 ... 2.5 mm <sup>2</sup> / 28 ... 12 AWG
Strip length	6 ... 7 mm / 0.24 ... 0.28 inches

## Physical data

Width	90 mm / 3.543 inches
-------	----------------------

Subject to changes. Please also observe the further product documentation!



Height	89 mm / 3.504 inches
Depth	59 mm / 2.323 inches
Depth from upper-edge of DIN-rail	55 mm / 2.165 inches

### Mechanical Data

Mounting type	DIN-35 rail
---------------	-------------

### Material Data

Flammability class per UL94	V0
Weight	310 g

### Environmental requirements

Ambient temperature (operation)	-25 ... +60 °C (Device starts at -40 °C (type-tested))
Ambient temperature (storage)	-25 ... +80 °C
Ambient temperature UL (operation at $U_N$ )	-25 ... +55 °C
Relative humidity	5 ... 96 % (no condensation permissible)
Derating	-3 %/K (> 45 °C)

### Standards and specifications

Conformity marking	CE
Standards/specifications	EN 61010-1 EN 61010-2-201 EN 61204-3 UL 60950-1 UL 508 DNV

### Commercial data

Product Group	6 (INTERFACE ELECTRONIC)
eCl@ss 10.0	27-04-07-01
eCl@ss 9.0	27-04-07-01
ETIM 8.0	EC002540
ETIM 7.0	EC002540
PU (SPU)	1 pcs
Packaging type	box
Country of origin	CN
GTIN	4050821297581

Subject to changes. Please also observe the further product documentation!

Customs tariff number

85044083900




## Environmental Product Compliance

RoHS Compliance Status



Compliant, No Exemption

## Approvals / Certificates


### General approvals

Logo	Approval	Additional Approval Text	Certificate name
	EAC Brjansker Zertifizierungsstelle	TP TC 004/2011, TP TC 020/2011	EAC RU C-DE.AM02.B.00089_19
	UL Underwriters Laboratories Inc.	UL 508	E255817
	UL Underwriters Laboratories Inc.	UL 60950-1	E255815

### Declarations of conformity and manufacturer's declarations

Logo	Approval	Additional Approval Text	Certificate name
	EU-Declaration of Conformity WAGO GmbH & Co. KG	-	-
	UK-Declaration of Conformity WAGO GmbH & Co. KG	-	-

### Approvals for marine applications

Logo	Approval	Additional Approval Text	Certificate name
	DNV DNV Germany GmbH	DNV-CG-0339, Aug. 2021	TAA00000KT

Subject to changes. Please also observe the further product documentation!

WAGO GmbH & Co. KG  
 Hansastr. 27  
 32423 Minden  
 Phone: +49571 887-0 | Fax: +49571 887-169  
 Email: [info.de@wago.com](mailto:info.de@wago.com) | Web: [www.wago.com](http://www.wago.com)

Do you have any questions about our products?  
 We are always happy to take your call at +49 (571) 887-44222.

## Optional accessories

### Marking accessories

#### Marking strip



**Item no.: 210-831**

Marking strips; on reel; 2.3 mm wide; plain; Self-adhesive; white

[www.wago.com/210-831](http://www.wago.com/210-831)



**Item no.: 210-832**

Marking strips; on reel; 3 mm wide; plain; Self-adhesive; white

[www.wago.com/210-832](http://www.wago.com/210-832)

### Tool

#### Operating tool



**Item no.: 210-769**

SCREWDRIVER; green

[www.wago.com/210-769](http://www.wago.com/210-769)



**Item no.: 210-720**

Operating tool; Blade: 3.5 x 0.5 mm; with a partially insulated shaft; multicoloured

[www.wago.com/210-720](http://www.wago.com/210-720)

## Downloads

### Documentation

#### Bid Text

787-1022 X81 - Datei	2019 Jun 24	xml 7.0 kB	Download
787-1022 docx - Datei	2019 Jun 12	docx 21.0 kB	Download

#### Instruction Leaflet

Power Supply COMPACT	29-03-2021 2021 Dec 20	pdf 2.2 MB	Download
----------------------	---------------------------	---------------	----------

#### Additional Information

Disposal and Recycling Electrical and electronic equipment, Batteries, Packaging	V 1.1.0 2022 Aug 18	pdf 2.2 MB	Download
---	------------------------	---------------	----------

## CAD/CAE-Data

### CAD data

Subject to changes. Please also observe the further product documentation!



2D/3D Models 787-1022

[URL](#)

[Download](#)

#### CAE data

WSCAD Universe 787-1022

[URL](#)

[Download](#)

ZUKEN Portal 787-1022

[URL](#)

[Download](#)

EPLAN Data Portal 787-1022

[URL](#)

[Download](#)

## Environmental Product Compliance

### Compliance Search

Environmental Product Compliance 787-1022

[URL](#)

[Download](#)

Switched-mode power supply; Compact; 1-phase; 24 VDC output voltage; 4 A output current

## Installation Notes

## Product family

**EPSITRON COMPACT Power**

EPSITRON® COMPACT POWER: Compact, High-Performance Power Supplies

[Show all products from the family](#)

Subject to changes. Please also observe the further product documentation!

WAGO GmbH & Co. KG

Hansastr. 27

32423 Minden

Phone: +49571 887-0 | Fax: +49571 887-169

Email: [info.de@wago.com](mailto:info.de@wago.com) | Web: [www.wago.com](http://www.wago.com)

Do you have any questions about our products?

We are always happy to take your call at +49 (571) 887-44222.