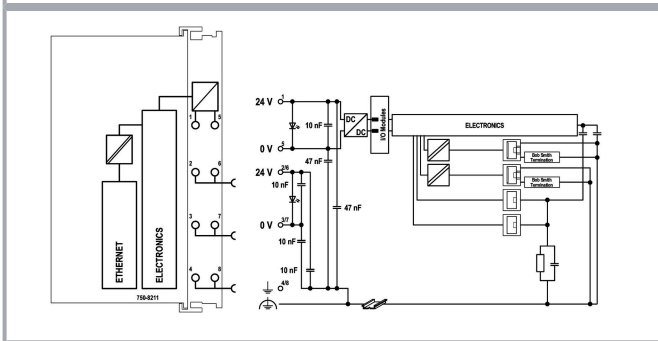
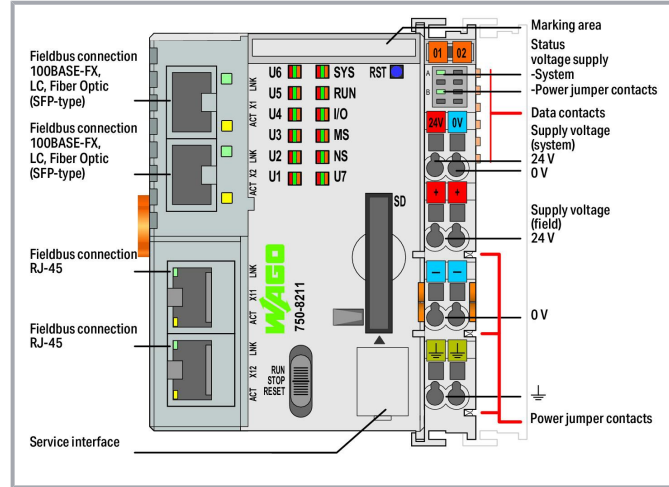


Data sheet | Item number: 750-8211

Controller PFC200; 2nd Generation; 2 x ETHERNET, 2 x 100Base-FX

www.wago.com/750-8211



Subject to changes. Please also observe the further product documentation!

WAGO GmbH & Co. KG
Hansastr. 27
32423 Minden
Phone: +49571 887-0 | Fax: +49571 887-169
Email: info.de@wago.com | Web: www.wago.com

Do you have any questions about our products?
We are always happy to take your call at +49 (571) 887-44222.

PFC200 Communication Options Overview

CPU	On Board													Product extensions				Description	Item No. Standard	Ext. Temperature			
	Modbus (TCP, Modbus/RTU)**	PROFINET	PROFIBUS-DP	PROFIBUS-PA	RS-485	RS-232C	RS-422	RS-485	RS-232C	RS-422	RS-485	RS-232C	RS-422	RS-485	RS-232C	RS-422	RS-485				RS-232C	RS-422	RS-485
Cortex AB; 1 GHz	M/S	M/S	M/S																		Controller PFC200; 2nd Generation; 4 x ETHERNET	750-8210	750-8210025-000
Cortex AB; 1 GHz	M/S	M/S	M/S																		Controller PFC200; 2nd Generation; 2 x ETHERNET, 2 x SFP Ports	750-8211	
Cortex AB; 1 GHz	M/S	M/S	M/S																		Controller PFC200; 2nd Generation; 2 x ETHERNET, RS-232C-485	750-8212	750-8212025-000
Cortex AB; 1 GHz	M/S	M/S	M/S																		Telecontrol Technology; Telecontrol Technology; EDO		750-8212025-001 750-8212025-002
Cortex AB; 1 GHz	M/S	M/S	M/S																		IBADnet/IP	750-8212	750-8212000-100
Cortex AB; 1 GHz	M/S	M/S	M/S																		Controller PFC200; 2nd Generation; 2 x ETHERNET, CAN, CANopen	750-8213	
Cortex AB; 1 GHz	M/S	M/S	M/S																		Controller PFC200; 2nd Generation; 2 x ETHERNET, RS-232C-485, CAN, CANopen	750-8214	
Cortex AB; 1 GHz	M/S	M/S	M/S																		Controller PFC200; 2nd Generation; 4 x ETHERNET, CAN, CANopen, USB	750-8215	
Cortex AB; 1 GHz	M/S	M/S	M/S																		Controller PFC200; 2nd Generation; 2 x ETHERNET, RS-232C-485, CAN, CANopen, PROFIBUS Slave	750-8216	750-8216025-000
Cortex AB; 1 GHz	M/S	M/S	M/S																		Telecontrol Technology		750-8216025-001
Cortex AB; 1 GHz	M/S	M/S	M/S																		Controller PFC200; 2nd Generation; 2 x ETHERNET, RS-232C-485, Mobile Radio Module; EU version	750-8217	750-8217025-000
Cortex AB; 1 GHz	M/S	M/S	M/S																		Global version	750-8217	750-8217025-000
Cortex AB; 600 MHz	M/S	M/S	M/S																		Controller PFC200; 2 x ETHERNET, RS-232C-485, CAN, CANopen, PROFIBUS Master	750-8208	750-8208025-000
	M/S	M/S	M/S																		Telecontrol Technology		750-8208025-001

M: Master, S: Slave; **requires an additional license; *in preparation; ***WagoAppPfcModbus Library

Item description

The PFC200 Controller is a compact PLC for the modular WAGO I/O System. Besides network and fieldbus interfaces, the controller supports all digital, analog and specialty modules found within the 750/753 Series.

Two ETHERNET interfaces and two SFP ports enable line topology wiring.

An integrated Webserver provides user configuration options, while displaying PFC200 status information.

Besides the processing industry and building automation, typical applications for the PFC200 include standard machinery and equipment control (e. g., packaging, bottling and manufacturing systems, as well as textile, metal and wood processing machines).

Advantages:

- Programming per IEC 61131-3
- Programmable via CODESYS 3.5 with FW23 and above
- Programmable via WAGO-I/O-PRO V2.3 or e!COCKPIT with FW22
- Direct connection of WAGO's I/O modules

Subject to changes. Please also observe the further product documentation!



- 2 x ETHERNET, 2 x SFP port
- Linux® operating system with RT-Preempt patch
- Configuration via CODESYS, *e!COCKPIT* or Web-Based Management interface
- Maintenance-free

Data

Technical data

Communication	Modbus TCP master/slave Modbus (UDP), WagoAppPlcModbus Library Modbus (RTU), WagoAppPlcModbus Library ETHERNET EtherNet/IP™ Adapter (slave) EtherNet/IP™ Scanner EtherCAT® Master OPC UA Server/Client OPC UA Pub/Sub (can be installed later) MQTT BACnet/IP, requires an additional license Telecontrol protocols, requires an additional license
ETHERNET protocols	DHCP DNS NTP FTP FTPS SNMP HTTP HTTPS SSH
Telecontrol protocols	IEC 60870 (additional license as slave or master) IEC 61850 (additional license as Client or Server) DNP3 (additional license as Slave or Master) IEC 60870-5-101/-103/-104 (additional license as slave or master) IEC-61850 (additional license as Client 300) DNP3 (additional license as Slave or Master 300) IEC 60870-5-101/-103/-104 (Zusatzlizenz als Slave oder Master) IEC-61850 (Zusatzlizenz als Client 300) DNP3 (Zusatzlizenz als Slave oder Master 300)
Visualization	Web-Visu Web Visu
Operating system	Real-time Linux (with RT-Preempt patch)
CPU	Cortex A8; 1 GHz
Programming languages per IEC 61131-3	Instruction List (IL) Ladder Diagram (LD)

Subject to changes. Please also observe the further product documentation!

WAGO GmbH & Co. KG
 Hansastr. 27
 32423 Minden
 Phone: +49571 887-0 | Fax: +49571 887-169
 Email: info.de@wago.com | Web: www.wago.com

Do you have any questions about our products?
 We are always happy to take your call at +49 (571) 887-44222.



Function Block Diagram (FBD)
 Continuous Function Chart (CFC)
 Structured Text (ST)
 Sequential Function Chart (SFC)

Programming environment	CODESYS V3.5, from firmware release 23 <i>e!COCKPIT</i> (based on CODESYS V3), up to firmware release 22 WAGO-I/O-PRO V2.3 (based on CODESYS V2.3), up to firmware release 22
Configuration options	CODESYS V3 <i>e!COCKPIT</i> WAGO-I/O-CHECK Web-Based Management <i>e!RUNTIME</i> library CODESYS Library
Baud rate (communication/fieldbus 1)	10/100 Mbit/s
Baud rate	ETHERNET: 10/100 Mbit/s
Transmission medium (communication/fieldbus)	ETHERNET: Twisted pair S-UTP; 100 Ω; Cat. 5; 100 m maximum cable length;
Main memory (RAM)	512 MB
Internal memory (flash)	4096 MB
Non-volatile hardware memory	128 Kbytes
Program memory	CODESYS V2: 16 MB; CODESYS V3: 32 MB
Data memory	CODESYS V2: 64 MB; CODESYS V3: 128 MB
Non-volatile software memory	128 Kbytes
Non-volatile software memory	128. Kbytes
Type of memory card	SD and SDHC up to 32 GB (all guaranteed properties only valid with WAGO Memory Card)
Memory card slot	Push-push mechanism; Cover lid (sealable)
Number of modules per node (max.)	250
Number of modules without a bus extension (max.)	64
Input and output process image (internal) max.	1000 words/1000 words
Input and output process image (Modbus®) max.	CODESYS V2: 1000 words/1000 words; CODESYS V3: 32000 words /32000 words
Indicators	LED (SYS, RUN, I/O, U1 ... U7) red/green/orange: Status of system, program, local data bus, status programmable by user (can be used via CODESYS library); LED (A, C) green: Status of system power supply, field supply
Supply voltage (system)	24 VDC (-25 ... +30 %); via pluggable connector (CAGE CLAMP® connection)
Input current (typ.) at nominal load (24 V)	550 mA
Total current (system supply)	1,700 mA

Subject to changes. Please also observe the further product documentation!

WAGO GmbH & Co. KG
 Hansastr. 27
 32423 Minden
 Phone: +49571 887-0 | Fax: +49571 887-169
 Email: info.de@wago.com | Web: www.wago.com

Do you have any questions about our products?
 We are always happy to take your call at +49 (571) 887-44222.



Supply voltage (actuator)	N/A N/A
Supply voltage (field)	24 VDC (-25 ... +30 %); via power jumper contacts
Current carrying capacity (power jumper contacts)	10 A
Number of outgoing power jumper contacts	3
Isolation	500 V system/field

Connection data

Connection technology: communication/fieldbus	Modbus (TCP, UDP); 2 x RJ-45; 2 x SFP-slots (e.g., with SFP module and LC fiber-optic connector)
Connection technology: system supply	2 x CAGE CLAMP®
Connection technology: field supply	6 x CAGE CLAMP®
Connection type 1	System/field supply
Solid conductor	0.08 ... 2.5 mm ² / 28 ... 14 AWG
Fine-stranded conductor	0.08 ... 2.5 mm ² / 28 ... 14 AWG
Strip length	8 ... 9 mm / 0.31 ... 0.35 inches
Connection technology: device configuration	1 x Male connector; 4-pole

Physical data

Width	78.6 mm / 3.094 inches
Height	100 mm / 3.937 inches
Depth	71.9 mm / 2.831 inches
Depth from upper-edge of DIN-rail	64.7 mm / 2.547 inches

Mechanical Data

Weight	332.5 g
Housing material	Polycarbonate; polyamide 6.6
Conformity marking	CE

Environmental requirements

Ambient temperature (operation)	0 ... +55 °C
Ambient temperature (storage)	-25 ... +85 °C
Protection type	IP20
Pollution degree	2 per IEC 61131-2
Operating altitude	without temperature derating: 0 ... 2000 m; with temperature derating: 2000 ... 5000 m (0.5 K/100 m); 5000 m (max.)
Relative humidity (without condensation)	95 %

Subject to changes. Please also observe the further product documentation!

WAGO GmbH & Co. KG
 Hansastr. 27
 32423 Minden
 Phone: +49571 887-0 | Fax: +49571 887-169
 Email: info.de@wago.com | Web: www.wago.com

Do you have any questions about our products?
 We are always happy to take your call at +49 (571) 887-44222.

Mounting position	any
Mounting type	DIN-35 rail
Shock resistance	15g per IEC 60068-2-27
EMC immunity to interference	per EN 61000-6-2, marine applications
EMC emission of interference	per EN 61000-6-3, marine applications
Exposure to pollutants	per IEC 60068-2-42 and IEC 60068-2-43
Fire load	2.544 MJ
Permissible H ₂ S contaminant concentration at a relative humidity 75 %	10 ppm
Permissible SO ₂ contaminant concentration at a relative humidity 75 %	25 ppm

Commercial data




ETIM 8.0	EC000236
ETIM 7.0	EC000236
PU (SPU)	1 pcs
Packaging type	box
Country of origin	DE
GTIN	4066966100921
Customs tariff number	85371091990

Environmental Product Compliance

RoHS Compliance Status	Compliant, No Exemption
------------------------	-------------------------


Approvals / Certificates

General approvals





Logo	Approval	Additional Approval Text	Certificate name
	EAC Brjansker Zertifizierungsstelle	TP TC 020/2011	EAC RU C-DE.AM02.B.00087/19
	KC National Radio Research Agency	Article 58-2, Clause 3	MSIP-REM-W43-PFC750
	UL Underwriters Laboratories Inc. (ORDINARY LOCATIONS)	-	E175199

Subject to changes. Please also observe the further product documentation!

Declarations of conformity and manufacturer's declarations

Logo	Approval	Additional Approval Text	Certificate name
	EU-Declaration of Conformity WAGO GmbH & Co. KG	-	-




Approvals for marine applications

Logo	Approval	Additional Approval Text	Certificate name
	BSH Bundesamt fuer Seeschifffahrt und Hydrographie	-	1104
	BV Bureau Veritas S.A.	Rules for class. of Steel Ships	66711/A0
	DNV DNV GL SE	DNV-CG-0339, Aug. 2021	TAA0000194
	KR Korean Register of Shipping	-	KR HMB05880- AC001

Optional accessories

Carrier rail

Mounting accessories






	Item no.: 210-197 Steel carrier rail; 35 x 15 mm; 1.5 mm thick; 2 m long; slotted; similar to EN 60715; silver-colored	www.wago.com/210-197
	Item no.: 210-198 Copper carrier rail; 35 x 15 mm; 2.3 mm thick; 2 m long; unslotted; according to EN 60715; copper-colored	www.wago.com/210-198
	Item no.: 210-504 Steel carrier rail; 35 x 7.5 mm; 1 mm thick; 2 m long; slotted; galvanized; according to EN 60715; silver-colored	www.wago.com/210-504
	Item no.: 210-505	

Subject to changes. Please also observe the further product documentation!

	Steel carrier rail; 35 x 7.5 mm; 1 mm thick; 2 m long; unslotted; galvanized; according to EN 60715; silver-colored	www.wago.com/210-505
	Item no.: 210-506 Steel carrier rail; 35 x 15 mm; 1.5 mm thick; 2 m long; unslotted; galvanized; similar to EN 60715; silver-colored	www.wago.com/210-506
	Item no.: 210-508 Steel carrier rail; 35 x 15 mm; 1.5 mm thick; 2 m long; slotted; galvanized; similar to EN 60715; silver-colored	www.wago.com/210-508
	Item no.: 210-113 Steel carrier rail; 35 x 7.5 mm; 1 mm thick; 2 m long; unslotted; according to EN 60715; silver-colored	www.wago.com/210-113
	Item no.: 210-118 Steel carrier rail; 35 x 15 mm; 2.3 mm thick; 2 m long; unslotted; according to EN 60715; silver-colored	www.wago.com/210-118
	Item no.: 210-112 Steel carrier rail; 35 x 7.5 mm; 1 mm thick; 2 m long; slotted; according to EN 60715; "Hole width 25 mm; silver-colored	www.wago.com/210-112
	Item no.: 210-114 Steel carrier rail; 35 x 15 mm; 1.5 mm thick; 2 m long; unslotted; similar to EN 60715; silver-colored	www.wago.com/210-114
	Item no.: 210-115 Steel carrier rail; 35 x 7.5 mm; 1 mm thick; 2 m long; slotted; according to EN 60715; "Hole width 18 mm; silver-colored	www.wago.com/210-115
	Item no.: 210-196 Aluminum carrier rail; 35 x 8.2 mm; 1.6 mm thick; 2 m long; unslotted; similar to EN 60715; silver-colored	www.wago.com/210-196

Software

Basic version

	Item no.: 2759-101/1110-2005 e!COCKPIT; Multi-User License; 05 pcs	www.wago.com/2759-101/1110-2005
	Item no.: 2759-101/1110-2002 e!COCKPIT; Workstation License	www.wago.com/2759-101/1110-2002
	Item no.: 2759-101/1110-2015 e!COCKPIT; Multi-User License; 15 pcs	www.wago.com/2759-101/1110-2015
	Item no.: 2759-101/1110-2020 e!COCKPIT; Multi-User License; 20 pcs	www.wago.com/2759-101/1110-2020
	Item no.: 2759-101/1110-2010 e!COCKPIT; Multi-User License; 10 pcs	www.wago.com/2759-101/1110-2010

Subject to changes. Please also observe the further product documentation!



Item no.: 2759-101/1110-3000
e!COCKPIT; Site License

www.wago.com/2759-101/1110-3000



Item no.: 2759-101/1110-4000
e!COCKPIT; Buy-out License

www.wago.com/2759-101/1110-4000



Item no.: 759-333
WAGO-I/O-PRO

www.wago.com/759-333



Item no.: 759-333/000-923
WAGO-I/O-PRO; USB-Set

www.wago.com/759-333/000-923

Software applications



Item no.: 2759-2015/261-1000
Application Grid Gateway; Single License; Online activation

www.wago.com/2759-2015/261-1000

Memory card

Memory card



Item no.: 758-879/000-001
Memory Card SD; SLC-NAND; 2 GByte; Temperature from -40 to 90 °C

www.wago.com/758-879/000-001



Item no.: 758-879/000-2108
Memory Card SD; pSLC-NAND; 8 GB; Temperature range: -40 to 90°C

www.wago.com/758-879/000-2108

Plugs

SFP module



Item no.: 852-202
SFP Module 100BASE; FX Multi-Mode 1310 nm LC; 2 km; DDM; Extreme; silver-colored

www.wago.com/852-202

Communication

Communication cable



Item no.: 750-923
Configuration cable; USB connector; Length: 2.5 m

www.wago.com/750-923



Item no.: 750-923/000-001
Configuration cable; USB connector; Length: 5 m

www.wago.com/750-923/000-001

System housing














System enclosure



Item no.: 850-814/002-000
IP65 enclosure; Sheet steel (RAL 7035); WxHxD (200x120x200 mm); without flange plate

www.wago.com/850-814/002-000

Subject to changes. Please also observe the further product documentation!












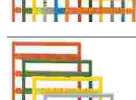
	Item no.: 850-815/002-000 IP65 enclosure; Sheet steel (RAL 7035); WxHxD (300x120x200 mm); without flange plate	www.wago.com/850-815/002-000
	Item no.: 850-816/002-000 IP65 enclosure; Sheet steel (RAL 7035); WxHxD (400x120x200 mm); without flange plate	www.wago.com/850-816/002-000
	Item no.: 850-817/002-000 IP65 enclosure; Sheet steel (RAL 7035); WxHxD (600x120x200 mm); without flange plate	www.wago.com/850-817/002-000
	Item no.: 850-825 IP65 enclosure; Aluminium (RAL 7032); WxHxD (160x100x160 mm); 9 x M12, 4 x M20	www.wago.com/850-825
	Item no.: 850-826 IP65 enclosure; Aluminium (RAL 7032); WxHxD (240x100x160 mm); 4 x M20, 4 x M16, 14 x M12 cable grip	www.wago.com/850-826
	Item no.: 850-827 IP65 enclosure; Aluminium (RAL 7032); WxHxD (320x100x160 mm); 4 x M20, 8 x M16, 17 x M12 cable grip	www.wago.com/850-827
	Item no.: 850-827/002-000 IP65 enclosure; Aluminium (RAL 7035); WxHxD (320x100x160 mm); 4 x M20, 8 x M16, 17 x M12 cable grip	www.wago.com/850-827/002-000
	Item no.: 850-826/002-000 IP65 enclosure; Aluminium (RAL 7035); WxHxD (240x100x160 mm); 4 x M20, 4 x M16, 14 x M12 cable grip	www.wago.com/850-826/002-000
	Item no.: 850-828/002-000 IP65 enclosure; Aluminium (RAL 7035); WxHxD (480x100x160 mm); 4 x M20, 10 x M16, 35 x M12 cable grip	www.wago.com/850-828/002-000
	Item no.: 850-828 IP65 enclosure; Aluminium (RAL 7032); WxHxD (480x100x160 mm); 4 x M20, 10 x M16, 35 x M12 cable grip	www.wago.com/850-828
	Item no.: 850-834 IP65 enclosure; Polyester (RAL 7032); WxHxD (164x100x164 mm); 9 x M12, 4 x M20	www.wago.com/850-834
	Item no.: 850-835 IP65 enclosure; Polyester (RAL 7032); WxHxD (244x100x164 mm); 4 x M20, 4 x M16, 14 x M12 cable grip	www.wago.com/850-835
	Item no.: 850-836 IP65 enclosure; Polyester (RAL 7032); WxHxD (324x100x164 mm); 4 x M20, 8 x M16, 17 x M12 cable grip	www.wago.com/850-836

Marking accessories

Marker carrier

	Item no.: 750-103 Group marker carrier	www.wago.com/750-103
--	--	--

Subject to changes. Please also observe the further product documentation!

Marker		
	Item no.: 2009-145/000-006 Mini-WSB Inline; for Smart Printer; 1700 pieces on roll; stretchable 5 - 5.2 mm; plain; snap-on type; blue	www.wago.com/2009-145/000-006
	Item no.: 2009-145 Mini-WSB Inline; for Smart Printer; 1700 pieces on roll; stretchable 5 - 5.2 mm; plain; snap-on type; white	www.wago.com/2009-145
	Item no.: 2009-145/000-002 Mini-WSB Inline; for Smart Printer; 1700 pieces on roll; stretchable 5 - 5.2 mm; plain; snap-on type; yellow	www.wago.com/2009-145/000-002
	Item no.: 2009-145/000-007 Mini-WSB Inline; for Smart Printer; 1700 pieces on roll; stretchable 5 - 5.2 mm; plain; snap-on type; gray	www.wago.com/2009-145/000-007
	Item no.: 2009-145/000-005 Mini-WSB Inline; for Smart Printer; 1700 pieces on roll; stretchable 5 - 5.2 mm; plain; snap-on type; red	www.wago.com/2009-145/000-005
	Item no.: 2009-145/000-012 Mini-WSB Inline; for Smart Printer; 1700 pieces on roll; stretchable 5 - 5.2 mm; plain; snap-on type; orange	www.wago.com/2009-145/000-012
	Item no.: 2009-145/000-023 Mini-WSB Inline; for Smart Printer; 1700 pieces on roll; stretchable 5 - 5.2 mm; plain; snap-on type; green	www.wago.com/2009-145/000-023
	Item no.: 2009-145/000-024 Mini-WSB Inline; for Smart Printer; 1700 pieces on roll; stretchable 5 - 5.2 mm; plain; snap-on type; violet	www.wago.com/2009-145/000-024
	Item no.: 248-501/000-006 Mini-WSB marking card; as card; not stretchable; plain; snap-on type; blue	www.wago.com/248-501/000-006
	Item no.: 248-501/000-007 Mini-WSB marking card; as card; not stretchable; plain; snap-on type; gray	www.wago.com/248-501/000-007
	Item no.: 248-501/000-002 Mini-WSB marking card; as card; not stretchable; plain; snap-on type; yellow	www.wago.com/248-501/000-002
	Item no.: 248-501/000-012 Mini-WSB marking card; as card; not stretchable; plain; snap-on type; orange	www.wago.com/248-501/000-012

Subject to changes. Please also observe the further product documentation!

**Item no.: 248-501**

Mini-WSB marking card; as card; not stretchable; plain; snap-on type; white

www.wago.com/248-501**Item no.: 248-501/000-017**

Mini-WSB marking card; as card; not stretchable; plain; snap-on type; light green

www.wago.com/248-501/000-017**Item no.: 248-501/000-005**

Mini-WSB marking card; as card; not stretchable; plain; snap-on type; red

www.wago.com/248-501/000-005**Item no.: 248-501/000-024**

Mini-WSB marking card; as card; not stretchable; plain; snap-on type; violet

www.wago.com/248-501/000-024**Item no.: 248-501/000-023**

Mini-WSB marking card; as card; not stretchable; plain; snap-on type; green

www.wago.com/248-501/000-023

Group marker carrier

**Item no.: 750-107**

Group marker carrier

www.wago.com/750-107

Shield termination

Shield clamping saddles

**Item no.: 790-116**

Shield clamping saddle; 19 mm wide; diameter of compatible conductor; 7 ... 16 mm

www.wago.com/790-116**Item no.: 790-124**

Shield clamping saddle; 27 mm wide; diameter of compatible conductor; 6 ... 24 mm

www.wago.com/790-124**Item no.: 790-108**

Shield clamping saddle; 11 mm wide; diameter of compatible conductor; 3 ... 8 mm

www.wago.com/790-108**Item no.: 790-140**

Shield clamping saddle; diameter of compatible conductor

www.wago.com/790-140**Item no.: 790-216**

Shield clamping saddle; 21.8 mm wide; 6 ... 16 mm

www.wago.com/790-216**Item no.: 790-220**

Shield clamping saddle; 30 mm wide; 6 ... 20 mm

www.wago.com/790-220**Item no.: 790-208**

Shield clamping saddle; 12.4 mm wide; 3 ... 8 mm

www.wago.com/790-208

Cables and pluggable connectors

Connector plug

Subject to changes. Please also observe the further product documentation!

WAGO GmbH & Co. KG

Hansastr. 27

32423 Minden

Phone: +49571 887-0 | Fax: +49571 887-169

Email: info.de@wago.com | Web: www.wago.com

Do you have any questions about our products?

We are always happy to take your call at +49 (571) 887-44222.



Item no.: 750-975
ETHERNET RJ-45 connector, IP20; ETHERNET 10/100 Mbit/s; for field assembly

www.wago.com/750-975



Item no.: 750-978/000-012
Connector ETHERNET; RJ-45; Cat. 6A; straight; Code T568B; AWG 22; Strain relief

www.wago.com/750-978/000-012



Item no.: 750-979/000-012
Connector ETHERNET; RJ-45; Cat. 6A; angled; Code T568B; AWG 22; Strain relief

www.wago.com/750-979/000-012



Item no.: 750-978/000-021
Connector ETHERNET; RJ-45; Cat. 6A; straight; Code T568A; AWG 24; Strain relief

www.wago.com/750-978/000-021



Item no.: 750-979/000-022
Connector ETHERNET; RJ-45; Cat. 6A; angled; Code T568B; AWG 24; Strain relief

www.wago.com/750-979/000-022



Item no.: 750-978/000-022
Connector ETHERNET; RJ-45; Cat. 6A; straight; Code T568B; AWG 24; Strain relief

www.wago.com/750-978/000-022



Item no.: 750-979/000-011
Connector ETHERNET; RJ-45; Cat. 6A; angled; Code T568A; AWG 22; Strain relief

www.wago.com/750-979/000-011



Item no.: 750-979/000-021
Connector ETHERNET; RJ-45; Cat. 6A; angled; Code T568A; AWG 24; Strain relief

www.wago.com/750-979/000-021



Item no.: 750-977/000-011
Connector ETHERNET; RJ-45; Cat. 6A; straight; Code T568A; AWG 22

www.wago.com/750-977/000-011



Item no.: 750-978/000-011
Connector ETHERNET; RJ-45; Cat. 6A; straight; Code T568A; AWG 22; Strain relief

www.wago.com/750-978/000-011



Item no.: 750-977/000-022
Connector ETHERNET; RJ-45; Cat. 6A; straight; Code T568B; AWG 24

www.wago.com/750-977/000-022



Item no.: 750-977/000-012
Connector ETHERNET; RJ-45; Cat. 6A; straight; Code T568B; AWG 22

www.wago.com/750-977/000-012



Item no.: 750-977/000-021
Connector ETHERNET; RJ-45; Cat. 6A; straight; Code T568A; AWG 24

www.wago.com/750-977/000-021

Subject to changes. Please also observe the further product documentation!



Downloads

Documentation

Manual

System Manual WAGO I/O System 750/753 Decentralized Automation Technology	V 3.3.0 2023 May 4	pdf 8.8 MB	Download
Migration Guide Migration from e!COCKPIT projects to CODESYS V3.5	V 1.2.0 2023 Apr 13	pdf 4.5 MB	Download
Product Manual PFC200; G2; 2ETH 2SFP Controller PFC200, 2nd Generation, 2 x ETHERNET, 2 x 100Base-FX	1.6.0 2023 Mar 31	pdf 4.1 MB	Download
Product Manual OPC UA Mapping Editor	V 1.1.0 2022 Mar 11	pdf 3.4 MB	Download
OPC_UA Mapping Editor Online Help HTML		URL	Download
System Manual Series 750/753 Online HTML		URL	Download
Migration Guide from e!COCKPIT projects to CODESYS V3.5 Online Help (HTML)		URL	Download

Bid Text

ausschreiben.de 750-8211		URL	Download
--	--	-----	----------

System Description

Controller PFC100/200, General Product Information		pdf 592.5 kB	Download
Overview on WAGO-I/O-SYSTEM 750 approvals		pdf 789.0 kB	Download

Additional Information

Disposal and Recycling Electrical and electronic equipment, Batteries, Packaging	V 1.1.0 2022 Aug 18	pdf 2.2 MB	Download
WAGO OPC UA Server	V 1.1.0 2021 Jan 28	pdf 1.2 MB	Download

Subject to changes. Please also observe the further product documentation!



Engineering-Software

Configuration and Commissioning Software

(759-316) WAGO Ethernet Settings / Serie 750	06.18.01.01 2023 Feb 28	zip 27.3 MB	Download
--	----------------------------	----------------	----------

WAGO-IO-PRO Demo-Version (759-912) / Serie 750, 758 und 762 Für ein Firmwareupdate können Sie sich jederzeit an den Support wenden.	V 2.3.9.68 2022 Feb 17	zip 125.5 MB	Download
--	---------------------------	-----------------	----------

Desktop Application

WAGOupload WAGOupload is a stand-alone PC software for transferring, backing up and restoring PLC applications on WAGO 750 Series controllers.		URL	Download
---	--	-----	----------

CODESYS V3 with WAGO DSP

CODESYS Development System V3 including WAGO Device Support Package		URL	Download
---	--	-----	----------

Have you not yet installed CODESYS Development System V3? Would you like to program WAGO controllers? Then you've come to the right place!

With CODESYS Development System V3, you program according to the IEC 61131-3 standard. The software enables graphical and textual programming. Create visualizations with the integrated visualization editor.

You benefit from several WAGO libraries that support your application.

You can find it in our WAGO Download Center:

- CODESYS V3.5.x, 64-bit
- WAGO-Plugins
- WAGO libraries
- Device firmware
- Device description for WAGO controllers
- ...as well as other WAGO tools and add-ons

WAGO DSP for CODESYS V3

WAGO Device Support Package for CODESYS Development System V3		URL	Download
---	--	-----	----------

Have you already installed CODESYS Development System V3 (min. V3.5.17.3) and only need WAGO libraries and device descriptions for the WAGO controllers? Then you've come to the right place!

Use your CODESYS Development System V3 and expand it with the device descriptions of the WAGO controllers and several WAGO libraries.

You can find it in our WAGO Download Center:

- WAGO-Plugins
- WAGO libraries

Subject to changes. Please also observe the further product documentation!



- Device firmware
- Device descriptions for WAGO controllers
- ...sowie weitere WAGO-Tools und Add-ons

Runtime Software

Firmware

PFC200, Firmware Update für CoDeSys V3.5 WAGO_FW0750-821x_V040110_FW23	V 23 2023 Feb 24	zip 172.0 MB	Download
Image Update (SD Karte) PFC100/200 WAGO_FW0750-8xxx_V031010_IX22_SP1_I	V 22 SP1 2022 Dec 12	zip 210.8 MB	Download
WUP Update (WAGOuploadTool) PFC100/200 WAGO_FW0750-8xxx_V031010_IX22_SP1_W	V 22 SP1 2022 Dec 12	zip 208.5 MB	Download

Software Solutions (Applications)

WAGO Application Grid Gateway

WAGO Application Grid Gateway WAGO Application Grid Gateway supports power distribution grid operators in assessing grid performance. This application allows grid operators to use their existing distribution grid more efficiently, while avoiding unnecessary grid expansion. The measurement technology required in the substations for both the transformer and low-voltage outputs can be easily retrofitted.	1.0.1 2021 Jun 1	zip 512.2 MB	Download
---	---------------------	-----------------	----------

The application can be used for a 30-day trial period at no cost, after which a license for the specific controller is required. The license can be separately purchased under Item Number 2759-2015/0261-1000.

CAD/CAE-Data

CAD data

2D/3D Models 750-8211	URL	Download
-----------------------	-----	----------

CAE data

ZUKEN Portal 750-8211	URL	Download
-----------------------	-----	----------

EPLAN Data Portal 750-8211	URL	Download
----------------------------	-----	----------

Subject to changes. Please also observe the further product documentation!

WAGO GmbH & Co. KG
 Hansastr. 27
 32423 Minden
 Phone: +49571 887-0 | Fax: +49571 887-169
 Email: info.de@wago.com | Web: www.wago.com

Do you have any questions about our products?
 We are always happy to take your call at +49 (571) 887-44222.



Environmental Product Compliance

Compliance Search

Environmental Product Compliance 750-8211

URL

Download

Controller PFC200; 2nd Generation; 2 x ETHERNET, 2 x 100Base-FX

Installation Notes

Product family

Controller PFC

<div>Die Steuerungen der Serie PFC200 stehen für vielfältige Aufgaben in der Industrie- Prozess- und Gebäudeautomation.</div>

[Show all products from the family](#)

Subject to changes. Please also observe the further product documentation!

WAGO GmbH & Co. KG

Hansastr. 27

32423 Minden

Phone: +49571 887-0 | Fax: +49571 887-169

Email: info.de@wago.com | Web: www.wago.com

Do you have any questions about our products?

We are always happy to take your call at +49 (571) 887-44222.