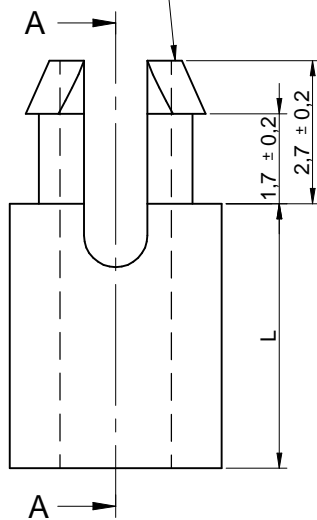
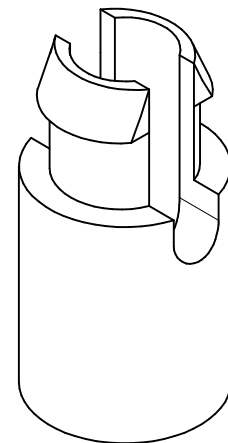
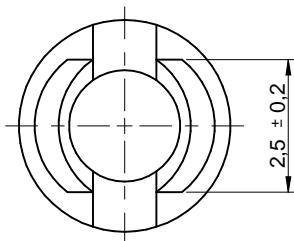
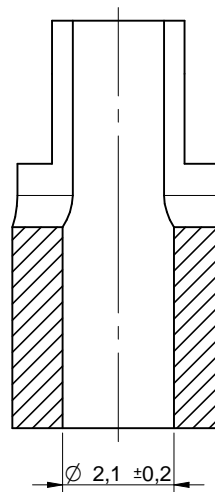


Dimensions M2	
Oder Code	L (mm)
702911000	2.0 ± 0,2
702912000	2.5 ± 0,2
702913000	3.0 ± 0,2
702914000	3.5 ± 0,2
702915000	4.0 ± 0,2
702916000	4.5 ± 0,2
702917000	5.0 ± 0,3
702918000	5.5 ± 0,3
702919000	6.0 ± 0,3
702910000	8.0 ± 0,3

Drilling in Panel \varnothing 3,0mm
Panel thickness 1,6mm



sectional drawing A-A



Würth Elektronik eiSos GmbH & Co. KG
EMC & Inductive Solutions

Max-Eyth-Str. 1
74638 Waldenburg
Germany
com. +49 79 42 945 - 0

www.we-online.de
eiSos@we-online.de



CREATED DaF	CHECKED SKI	GENERAL TOLERANCE DIN ISO 2768-1m	PROJECTION METHOD 	SCALE 5 : 1
DESCRIPTION AsSNSR Self-retaining spacer			MATERIAL Nylon 66, natural	
SIZE Screw M2			ORDER CODE 702 91x xxx	DATE 2015-05-20
WEIGHT xxx	STATUS Released	BUSINESS UNIT eiCan	PAGE 1 / 1	

This electronic component has been designed and developed for usage in general electronic equipment only. This product is not authorized for use in equipment where a higher safety standard and reliability standard is especially required or where a failure of the product is reasonably expected to cause severe personal injury or death, unless the parties have executed an agreement specifically governing such use. Moreover Würth Elektronik eiSos GmbH & Co KG products are neither designed nor intended for use in areas such as military, aerospace, aviation, nuclear control, submarine, transportation (automotive control, train control, ship control), transportation signal, disaster prevention, medical, public information network etc.. Würth Elektronik eiSos GmbH & Co KG must be informed about the intent of such usage before the design-in stage. In addition, sufficient reliability evaluation checks for safety must be performed on every electronic component which is used in electrical circuits that require high safety and reliability functions or performance.