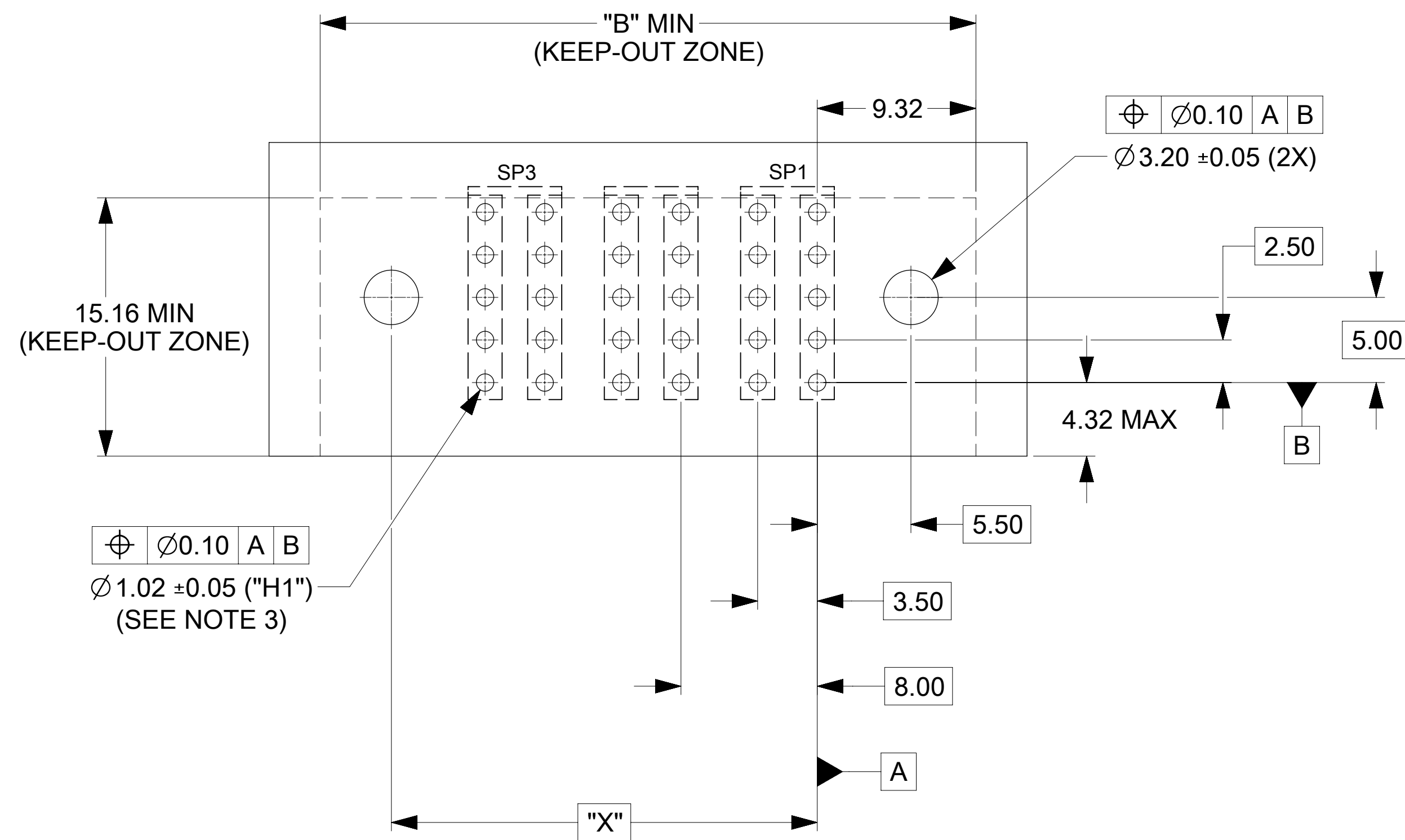
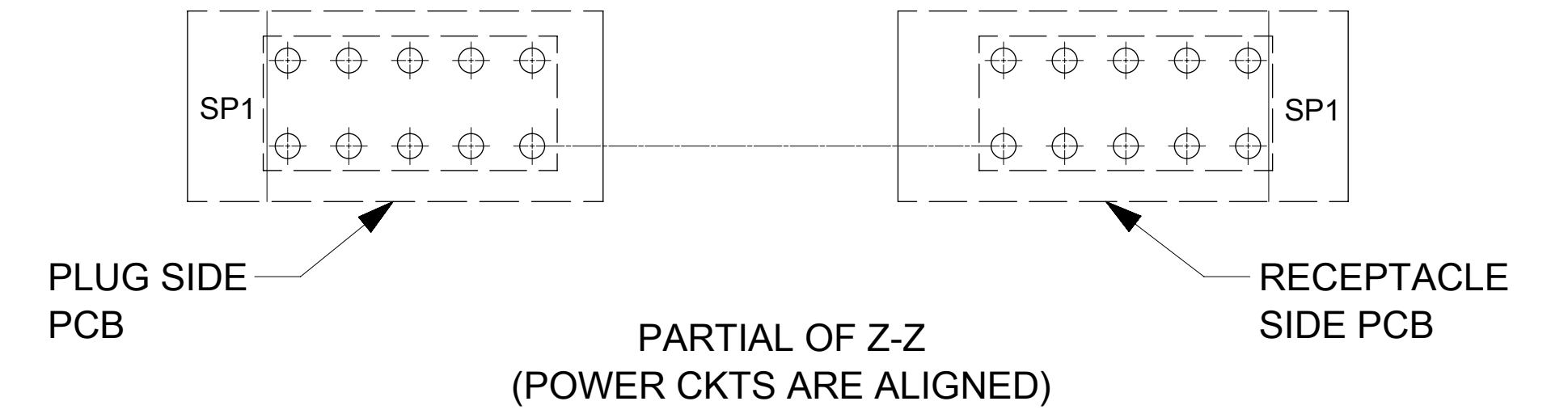
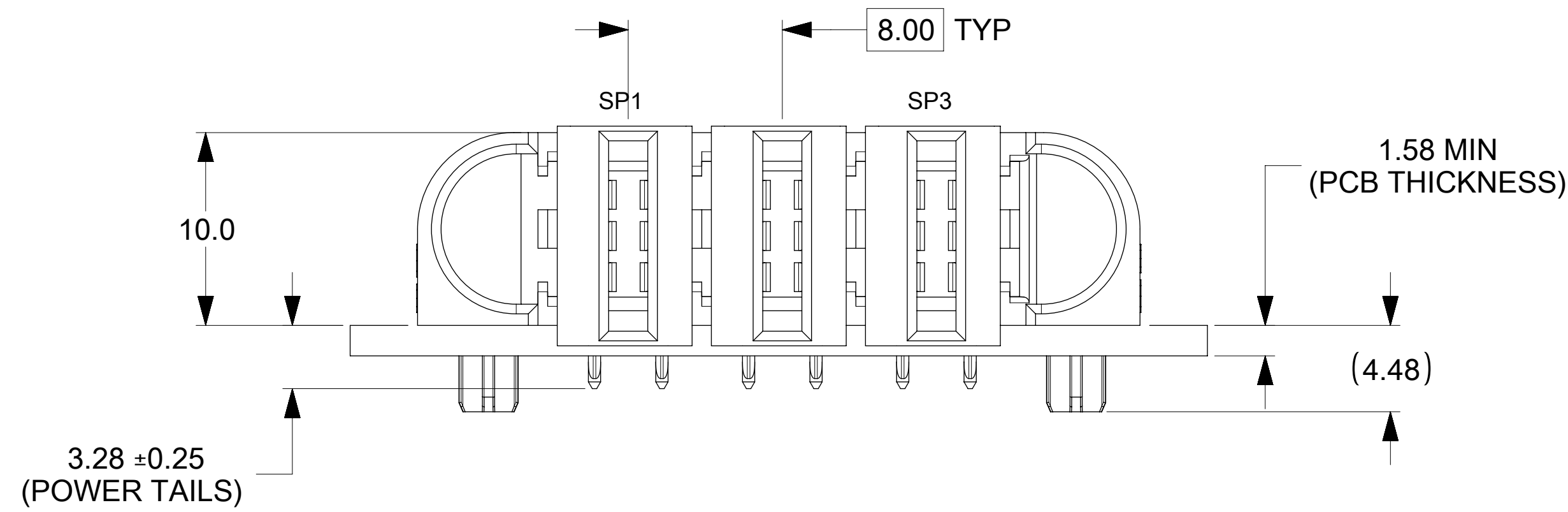


P/N: 171090-8403 (G-3SP-G)



RECOMMENDED PCB LAYOUT AND KEEP-OUT ZONE FOR G-(1SP TO 3SP)-G

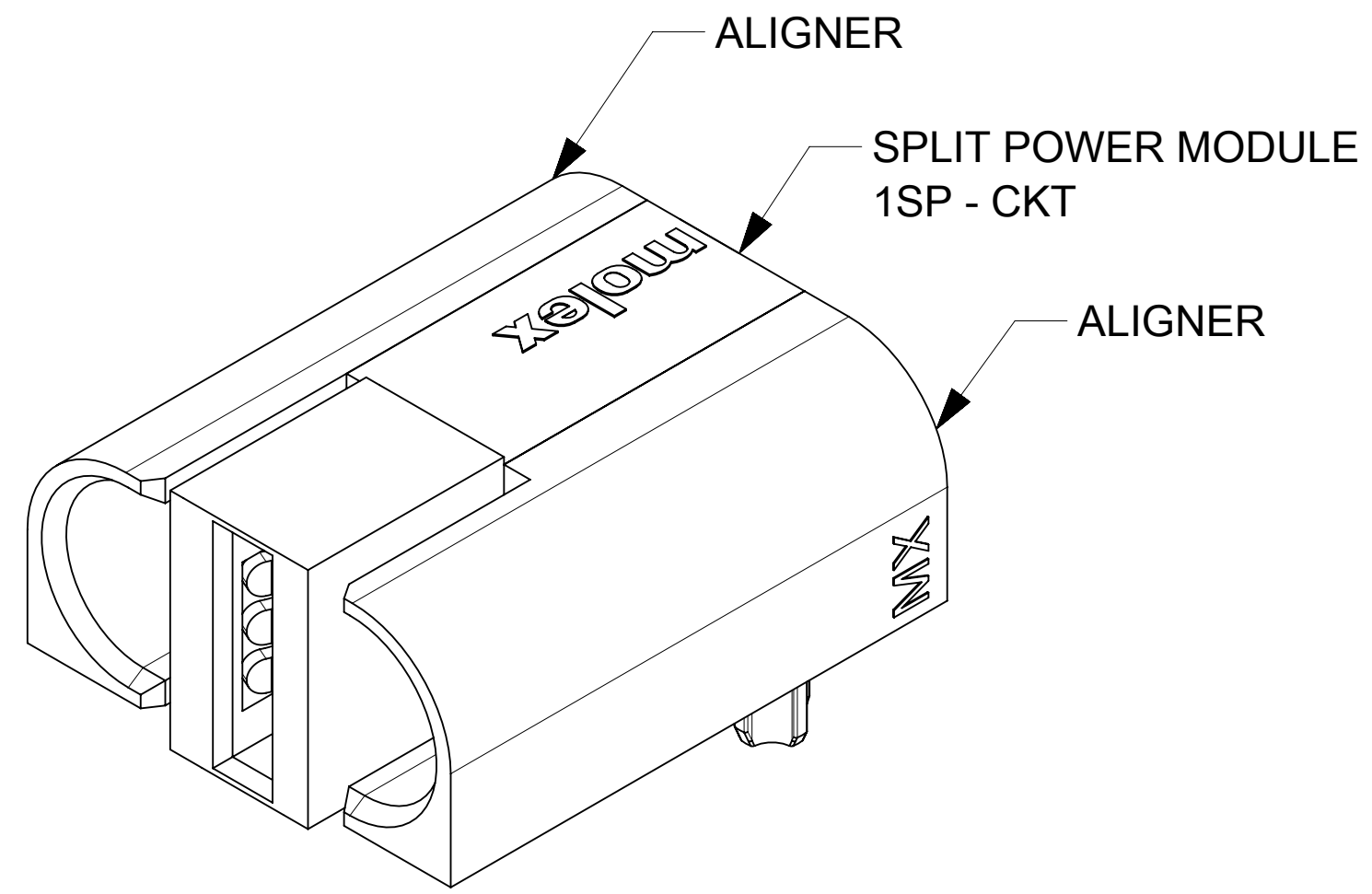
NOTES:

- MATERIAL:
 - HOUSINGS: LCP UL94, V-0, COLOR: BLACK
 - TERMINALS: HIGH CONDUCTIVITY COPPER ALLOY
 - PLATING: 1.27 MICROMETER (50 MICROINCH) NICKEL OVERALL WITH 2.54 MICROMETER (100 MICROINCH) SELECTIVE TIN ON TAILS AND 0.762 MICROMETER (30 MICROINCH) SELECTIVE GOLD ON CONTACT AREA
- PACKAGING: ASSEMBLIES TO BE TRAY PACKED PER PACKAGING SPEC: 1710901001-PK
- PLATED THRU HOLE SIZE, REFER TO PS-171088-0000 FOR DETAILS
- PRODUCT SPEC: PS-171088-0000
- APPLICATION SPEC: AS-46436-100
- PRODUCT TO MEET RoHS REQUIREMENTS
- ASSEMBLY MATES TO MOLEX PLUG ASSEMBLY P/N 171088-**** (SEE TABLE IN SHEET 2)
- TAIL DESIGN: COMPLIANT TAILS
- POWER CONTACTS ARE LUBRICATED.
- MOLEX LOGO TO BE LOCATED APPROXIMATELY AS SHOWN.

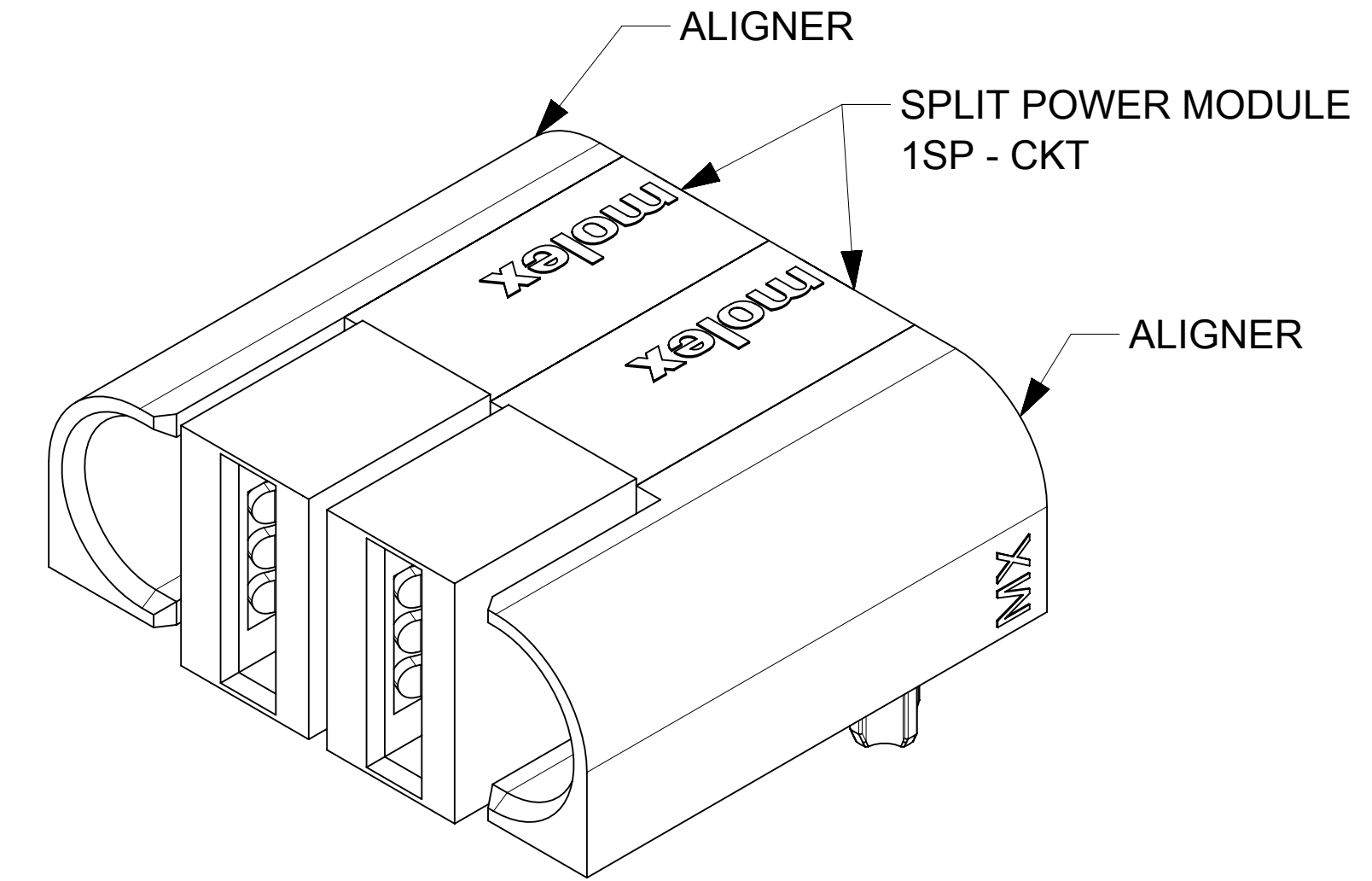
THIS DRAWING CONTAINS INFORMATION THAT IS PROPRIETARY TO MOLEX ELECTRONIC TECHNOLOGIES, LLC AND SHOULD NOT BE USED WITHOUT WRITTEN PERMISSION																	
DIMENSION UNITS	SCALE	CURRENT REV DESC: REMOVED P/N 8404 TO 8410															
mm	4:1	<p style="text-align: center;">G-SP-G R/A RECEP ASSY - TEN60 SPLIT POWER</p> <p style="text-align: center;">PRODUCT CUSTOMER DRAWING</p> <table border="1" style="width: 100%; border-collapse: collapse;"> <tr> <td>DOCUMENT NUMBER</td> <td>DOC TYPE</td> <td>DOC PART</td> <td>REVISION</td> </tr> <tr> <td style="text-align: center;">1710908410</td> <td style="text-align: center;">PSD</td> <td style="text-align: center;">000</td> <td style="text-align: center;">A2</td> </tr> </table>								DOCUMENT NUMBER	DOC TYPE	DOC PART	REVISION	1710908410	PSD	000	A2
DOCUMENT NUMBER	DOC TYPE									DOC PART	REVISION						
1710908410	PSD									000	A2						
GENERAL TOLERANCES (UNLESS SPECIFIED)																	
ANGULAR TOL	± 0.5°																
4 PLACES	±																
3 PLACES	±																
2 PLACES	± 0.13																
1 PLACE	± 0.25																
0 PLACES	±																
DRAFT WHERE APPLICABLE MUST REMAIN WITHIN DIMENSIONS		THIRD ANGLE PROJECTION	DRAWING	SERIES	MATERIAL NUMBER	CUSTOMER	SHEET NUMBER										
			D-SIZE	171090	SEE TABLE	GENERAL MARKET	1 OF 2										

REFER TO BELOW TABLE FOR DIMENSIONS.

FG P/N	CONFIGURATION	POWER CKT SIZE	DIM "A" (IN MM)	DIM "B" (IN MM)	DIM "X" (IN MM)	HOLES COUNT "H1"	MATES WITH R/A PLUG ASSY P/N
1710908401	G-1SP-G	1	21.50	22.50	9.00	10	1710888401
1710908402	G-2SP-G	2	29.50	30.50	17.00	20	1710888402
1710908403	G-3SP-G	3	37.50	38.50	25.00	30	1710888403



P/N: 171090-8401 (G-1SP-G)



P/N: 171090-8402 (G-2SP-G)

THIS DRAWING CONTAINS INFORMATION THAT IS PROPRIETARY TO MOLEX ELECTRONIC TECHNOLOGIES, LLC AND SHOULD NOT BE USED WITHOUT WRITTEN PERMISSION											
DIMENSION UNITS		SCALE		CURRENT REV DESC: REMOVED P/N 8404 TO 8410							
mm		4:1		<div style="text-align: center; font-size: 24pt; font-weight: bold;">molex</div> <p>G-*SP-G R/A RECEP ASSY - TEN60 SPLIT POWER</p> <p>PRODUCT CUSTOMER DRAWING</p>							
GENERAL TOLERANCES (UNLESS SPECIFIED)											
ANGULAR TOL ± 0.5°											
4 PLACES ±		EC NO: 707711									
3 PLACES ±		DRWN: KSUTAR 2022/05/19									
2 PLACES ± 0.13		CHK'D: GJEEVANSURES 2022/05/23									
1 PLACE ± 0.25		APPR: HTHYAGARAJ 2022/06/08									
0 PLACES ±		INITIAL REVISION:		DOCUMENT NUMBER		DOC TYPE	DOC PART	REVISION			
DRAFT WHERE APPLICABLE MUST REMAIN WITHIN DIMENSIONS		THIRD ANGLE PROJECTION		DRAWING		SERIES		MATERIAL NUMBER	CUSTOMER	SHEET NUMBER	
				D-SIZE		171090		1710908410	PSD	000	A2
				SEE TABLE		GENERAL MARKET		2 OF 2			