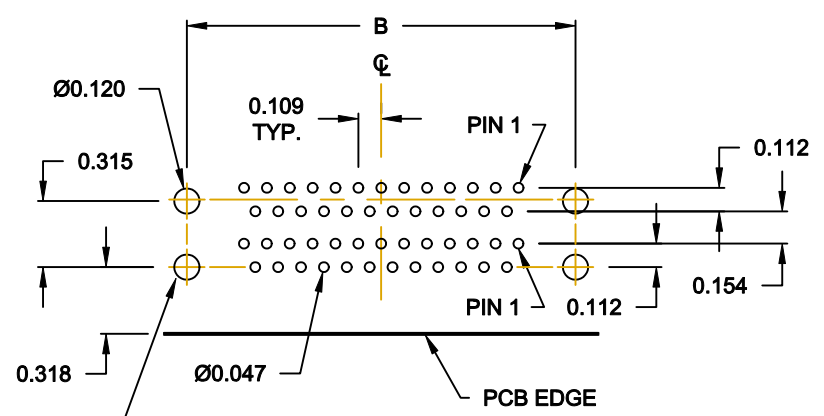
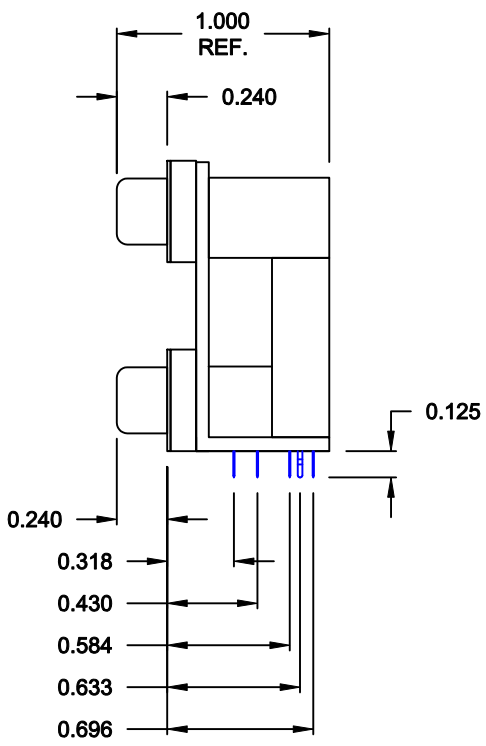
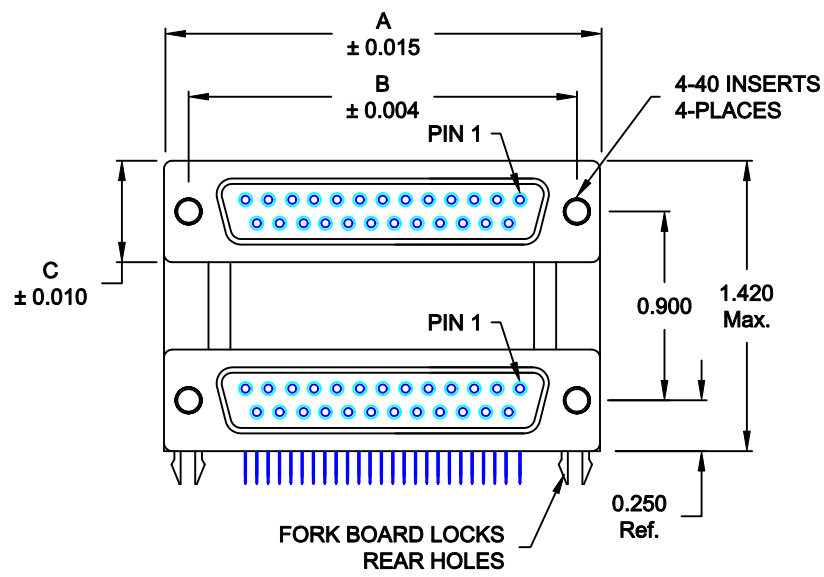


DESCRIPTION: 0.900 CENTER DUAL PORT D-SUB - FEMALE OVER FEMALE

25 PIN SHOWN

DIMENSIONS (IN.)				
	9	15	25	37
A	1.204	1.535	2.078	2.724
B	0.984	1.312	1.850	2.500
C	0.494	0.494	0.494	0.494



FRONT BOARDLOCK HOLES FOR REFERENCE ONLY. NOT REQUIRED FOR THIS HARDWARE OPTION.

SPECIFICATION:

MATERIAL:

- SHELL: STEEL, NICKEL PLATED
- INSULATOR: UL 94V-0 RATED, BLACK PA9T, 260° PROCESS TEMP.
- CONTACTS: BRASS
- CONTACT PLATING: GOLD PLATED ENTIRE CONTACT

ELECTRICAL:

- INSULATOR RESISTANCE: 1,000 Ohms Min.
- DIELECTRIC STRENGTH: 1,000VAC RMS
- CURRENT RATING: 5 AMPS
- OPERATING TEMPERATURE: -55° C TO 105° C

179-YYY-513R691

SERIES

POSITIONS

- 009
- 015
- 025
- 037

GENDER

- 31 = FEMALE OVER MALE
- 41 = MALE OVER FEMALE
- 51 = FEMALE OVER FEMALE
- 61 = MALE OVER MALE

SHELL PLATING

- 3 = NICKEL

RoHS COMPLIANT (HIGH TEMP. PROCESS)

HARDWARE OPTIONS

- 69 = 4-40 INSERTS/BOARD LOCKS (REAR)

PLATING OPTIONS

- 1 = GOLD FLASH (ENTIRE CONTACT)
- A = 30u" GOLD MATING AREA/GOLD FLASH TAILS
- 9 = 30u" GOLD MATING AREA/TIN TAILS

DO NOT SCALE FROM DRAWING

	THESE DRAWINGS AND SPECIFICATIONS ARE THE PROPERTY OF NorComp AND SHALL NOT BE REPRODUCED, COPIED OR USED AS THE BASIS FOR THE MANUFACTURE OR SALE OF APPARATUS WITHOUT WRITTEN PERMISSION.		DRAWN: C. SMITH	DATE: 03-30-07
			CHECKED:	DATE:
<h1>NorComp</h1>		SCALE: 1:1	SHEET 1 OF 1	REV 6
		DWG NO. 179-YYY-513R691		

RoHS COMPLIANT