

Cable connector - CA-07P1N12T006S - 1619419

Please be informed that the data shown in this PDF Document is generated from our Online Catalog. Please find the complete data in the user's documentation. Our General Terms of Use for Downloads are valid (<http://phoenixcontact.com/download>)

Cable connector, angled, shielded: yes, SPEEDCON locking, M23, No. of pos.: 7, type of contact: Pin, Solder connection, cable diameter range: 4 mm ... 6 mm



The figure shows the 6-pos. product version

Your advantages

- Angled cable outlet for confined spaces
- Can be adapted to various applications, thanks to adjustable cable outlet direction
- Safe use in the field, thanks to high degree of protection
- Connector for flexible on-site assembly
- Consistent EMC protection for reliable transmission of signals
- Reduced connection time with SPEEDCON fast locking system
- Solder connection: proven connection technology for various litz wires



Key Commercial Data

Packing unit	1 pc
GTIN	
GTIN	4046356824286

Technical data

Temperature range

Ambient temperature (operation)	-40 °C ... 125 °C
---------------------------------	-------------------

Data of the insulating body

Coding	N
Insulator material	PBT
Contact material	CuZn
Contact surface material	Ni/Au
Insertion/withdrawal cycles mechanical	100
Contact connection method	Solder connection

Cable connector - CA-07P1N12T006S - 1619419

Technical data

Data of the insulating body

Type of contacts	Pin
Application	Signal
Number of positions	7
Contact diameter of signal contacts	2 mm
Litz wire cross section of signal contacts max.	2.5 mm ²
Nominal current per signal contact at 25°C	20 A
Nominal voltage, signal contact	300 V
Rated surge voltage	2.5 kV
Overvoltage category	II
Degree of pollution	3

Housing data

Housing material	Metal
Type of locking	SPEEDCON locking
Degree of protection (when plugged in)	IP67
Thread type	M23

Cable seal data

Cable diameter	4 mm ... 6 mm
Sealing material	NBR

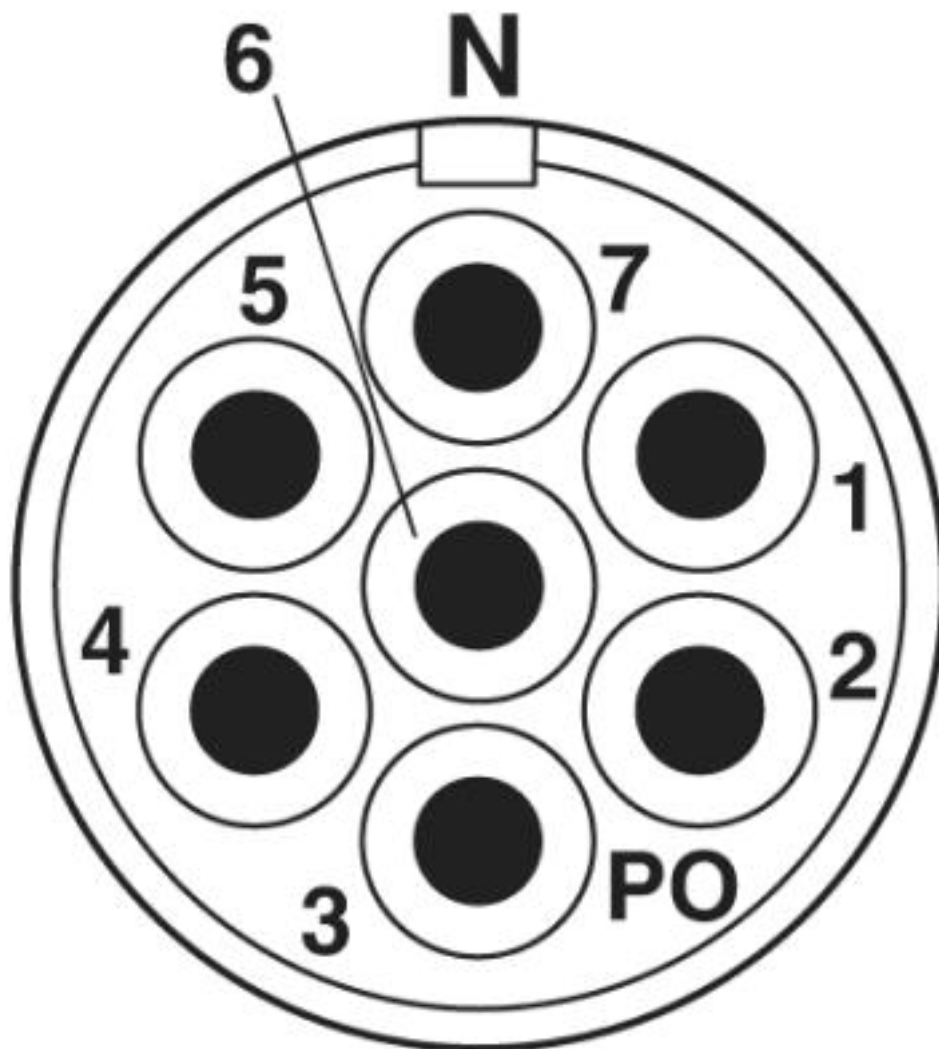
Environmental Product Compliance

	Lead 7439-92-1
China RoHS	Environmentally Friendly Use Period = 50
	For details about hazardous substances go to tab "Downloads", Category "Manufacturer's declaration"

Drawings

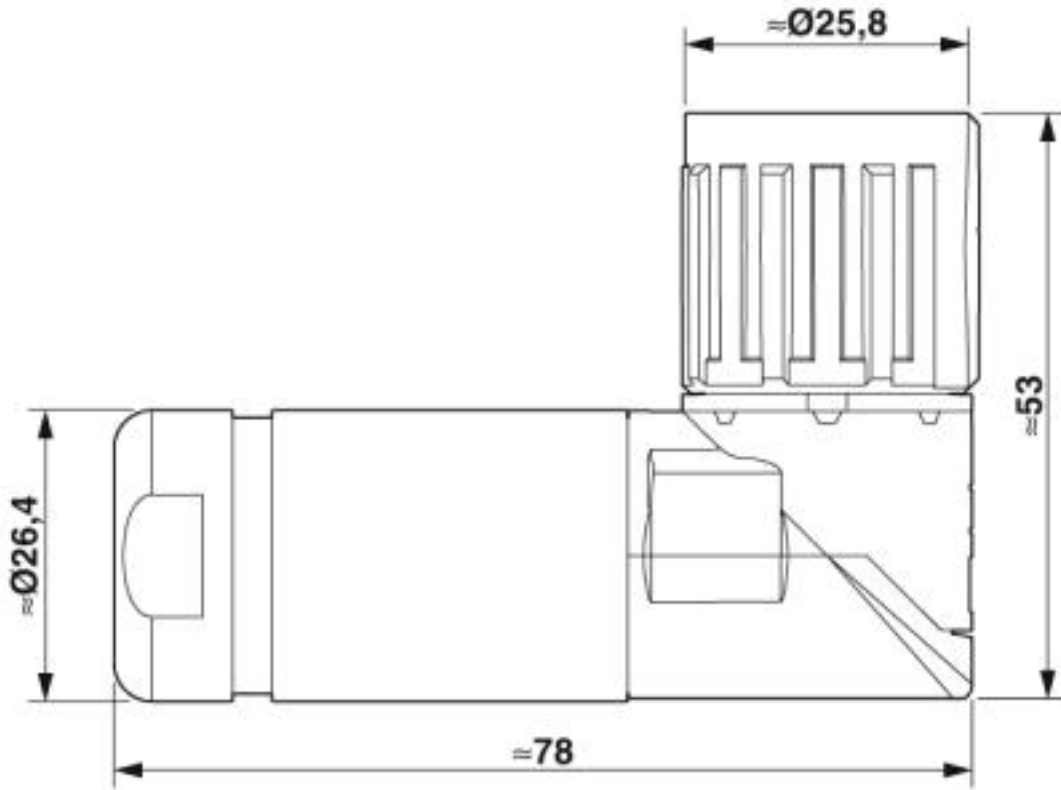
Cable connector - CA-07P1N12T006S - 1619419

Schematic diagram



Cable connector - CA-07P1N12T006S - 1619419

Dimensional drawing



Approvals

Approvals

Approvals

UL Recognized / cUL Recognized / cULus Recognized


Ex Approvals

Approval details

UL Recognized		http://database.ul.com/cgi-bin/XYV/template/LISEXT/1FRAME/index.htm E335019-20141210
Nominal voltage UN	300 V	
Nominal current IN	20 A	
mm ² /AWG/kcmil	14	

Cable connector - CA-07P1N12T006S - 1619419

Approvals

cUL Recognized		http://database.ul.com/cgi-bin/XYV/template/LISEXT/1FRAME/index.htm E335019-20141210
Nominal voltage UN		300 V
Nominal current IN		10 A
mm ² /AWG/kcmil		14

cULus Recognized	
------------------	---

Phoenix Contact 2019 © - all rights reserved
<http://www.phoenixcontact.com>

PHOENIX CONTACT GmbH & Co. KG
Flachsmarktstr. 8
32825 Blomberg
Germany
Tel. +49 5235 300
Fax +49 5235 3 41200
<http://www.phoenixcontact.com>