

FIG 2
 -A: OPTION (SEE NOTE 5)
 MOLDED ALIGNMENT PIN (3 POS. MIN.)
 (DIFFERENT AS SHOWN, OTHERWISE SAME AS FIG 1)

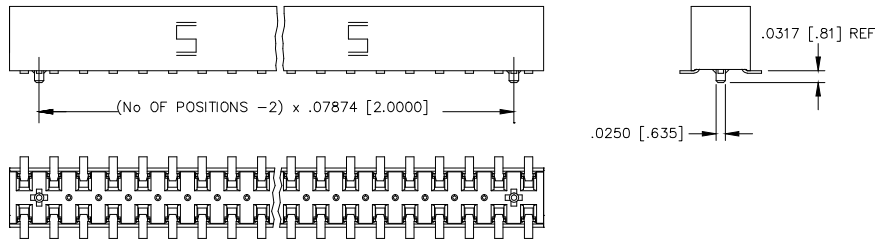


FIG 3
 -A: OPTION (SEE NOTE 5)
 STAKED ALIGNMENT PIN (4 POS. MIN.)
 (DIFFERENT AS SHOWN, OTHERWISE SAME AS FIG 1)

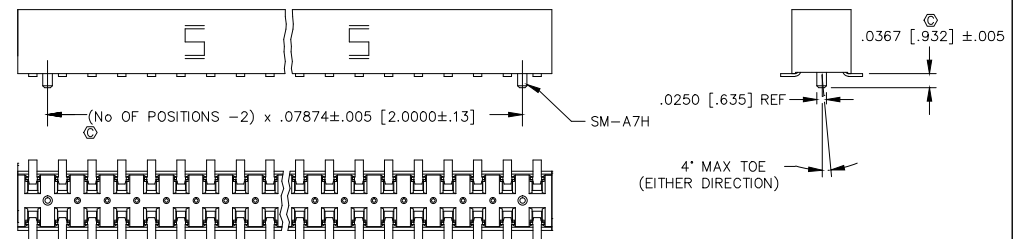
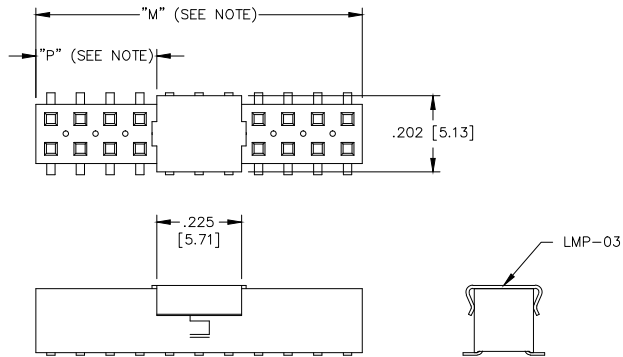


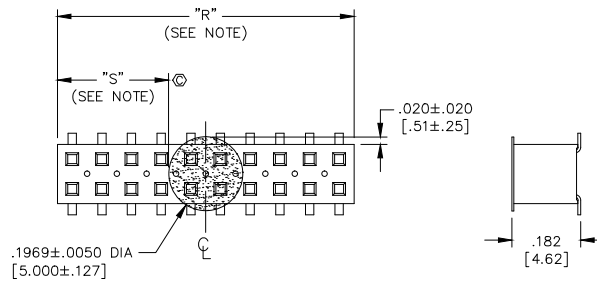
FIG 4
 -P: OPTION
 (4 POS. MIN.)
 PICK & PLACE PAD
 (DIFFERENT AS SHOWN, OTHERWISE SAME AS FIG 1)



PROPRIETARY NOTE
 THIS DOCUMENT CONTAINS CONFIDENTIAL AND PROPRIETARY INFORMATION AND ALL RIGHTS ARE RESERVED BY SAMTEC, INC. NO PART OF THIS DOCUMENT IS TO BE REPRODUCED, TRANSMITTED OR INCORPORATED IN ANY MANNER WITHOUT THE EXPRESS WRITTEN CONSENT OF SAMTEC, INC.

NOTE: "M" = USED MEASURED DIMENSION (REF)
 "P" = (("M" - .225 [5.71]) / 2) ± .020 [.51]


FIG 5
 -K: POLYAMIDE FILM PAD
 (3 POS. MIN.)



NOTE: "R" = USED MEASURED DIMENSION (REF)
 "S" = { ("R" - .1969 [5.00]) / 2 } ± .020 [.51]

PACKAGING VIEW

TABLE 1		
OPTION	PACKAGING TUBE	PLUG
ALL OPTIONS	PT-1-24-01-63	TP-24



samtec

EXISPROD\ASSEMBLY\2MM
 TLE-ASM2
 520 PARK EAST BLVD. NEW ALBANY, INDIANA 47150
 PHONE (812) 944-6733 P.O. BOX 1147
 CODE 55322

MADE BY: D PURVIS 01-20-97 TLE-1XX-XX-X-DV-X SHEET 2 OF 2