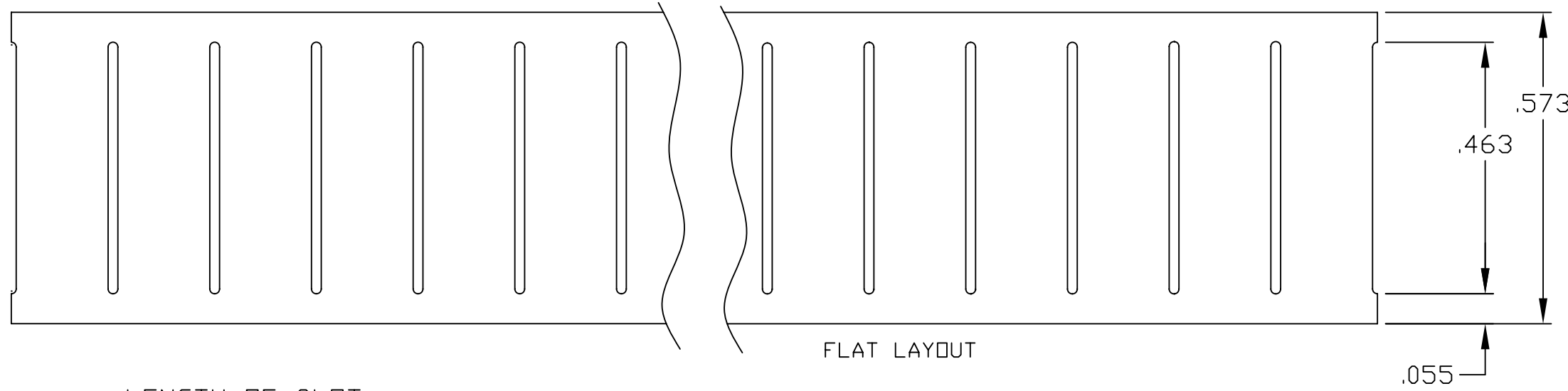
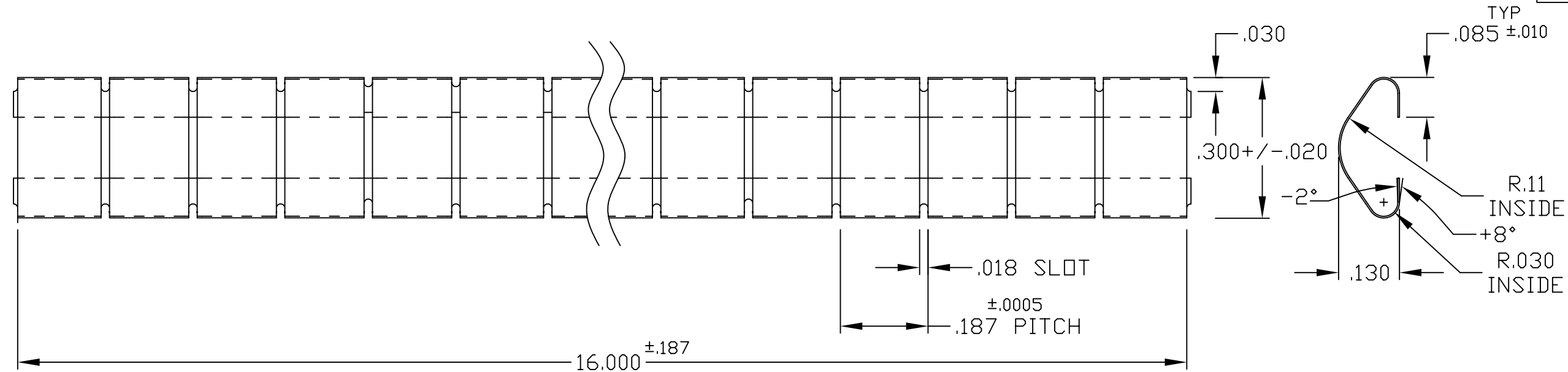
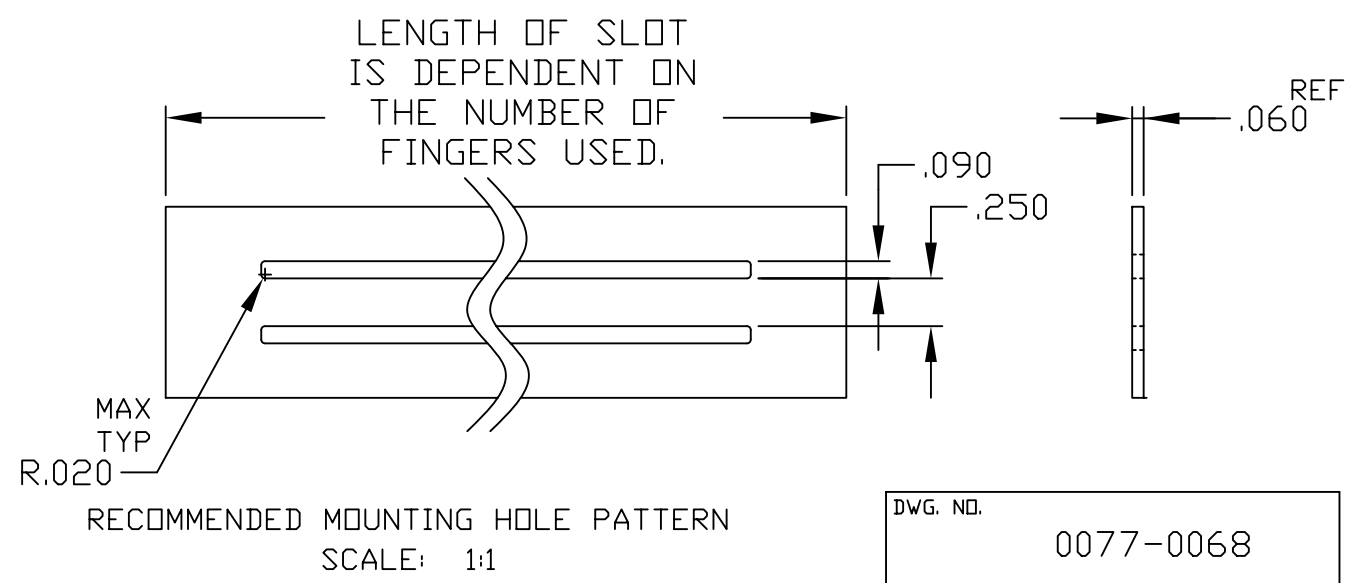


THIS INFORMATION IS CONFIDENTIAL AND PROPRIETARY TO LAIRD TECHNOLOGIES.
IT MAY NOT BE DISCLOSED TO ANYONE, OTHER THAN LAIRD TECHNOLOGIES
PERSONNEL, WITHOUT WRITTEN AUTHORIZATION FROM LAIRD TECHNOLOGIES.

DWG. NO. 0077-0068
ADDED TOLERANCE TW 11/24/08 02



ECO # AC084911
CUSTOMER
LT-PART # REV 02
APPROVED
By Tim Wrona at 12:51 pm, Dec 03, 2008



MATERIAL:	.0035±.0002 X .564±.003 BeCu ALLOY 25 1/4 HARD ENDURANCE GRADE	TOLERANCES NOT SHOWN	
HEAT TREATED:	TO DPH 373 MINIMUM USING A 500 GRAM LOAD	DECIMAL 2 PL'S	± .020
THICKNESS AFTER:	CLEANING AND BEFORE PLATING: .00315 MIN.	DECIMAL 3 PL'S	± .005
FINISH:	AS REQUIRED	ANGULAR	± ---
		THIRD ANGLE PROJECTION	
		UNITS:	INCH [MM]
		SCALE:	4:1
CAD MAINTAINED DRAWING. MANUAL CHANGES UNAUTHORIZED.			

 DELAWARE WATER GAP PENNSYLVANIA	DRAWN BY:	RKM	DATE:	08/26/03
	CHECKED BY:	DPG	DATE:	08/26/03
	APPROVED BY:	EWS	DATE:	08/26/03
LAIRD STANDARD				
REF. DWG. NO.		SLOT MOUNT GASKET		
DWG. NO.		0077-0068	SUB 02	

