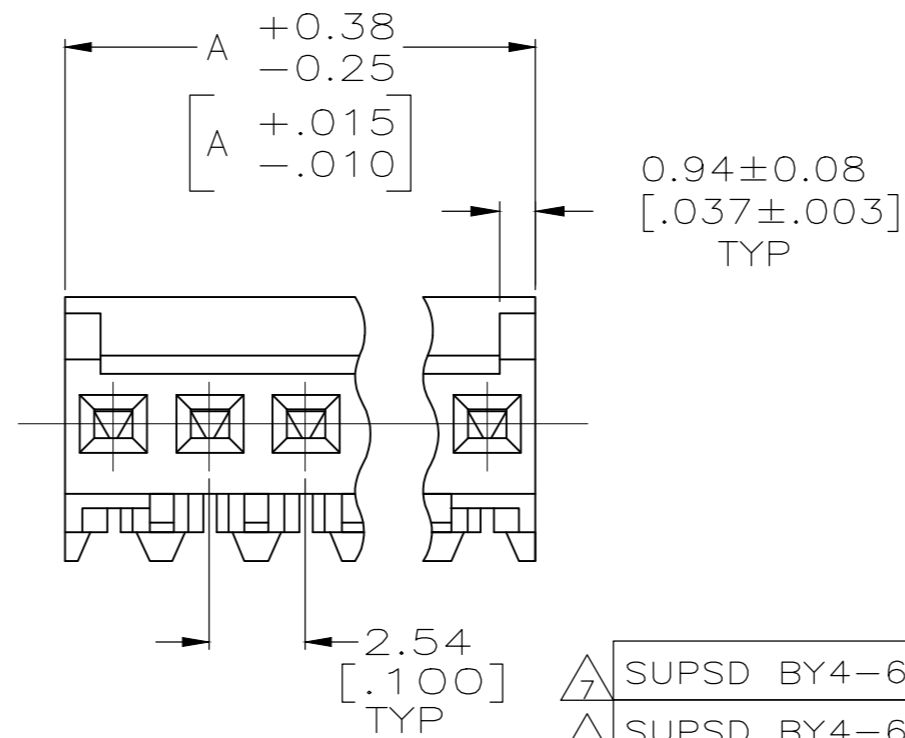
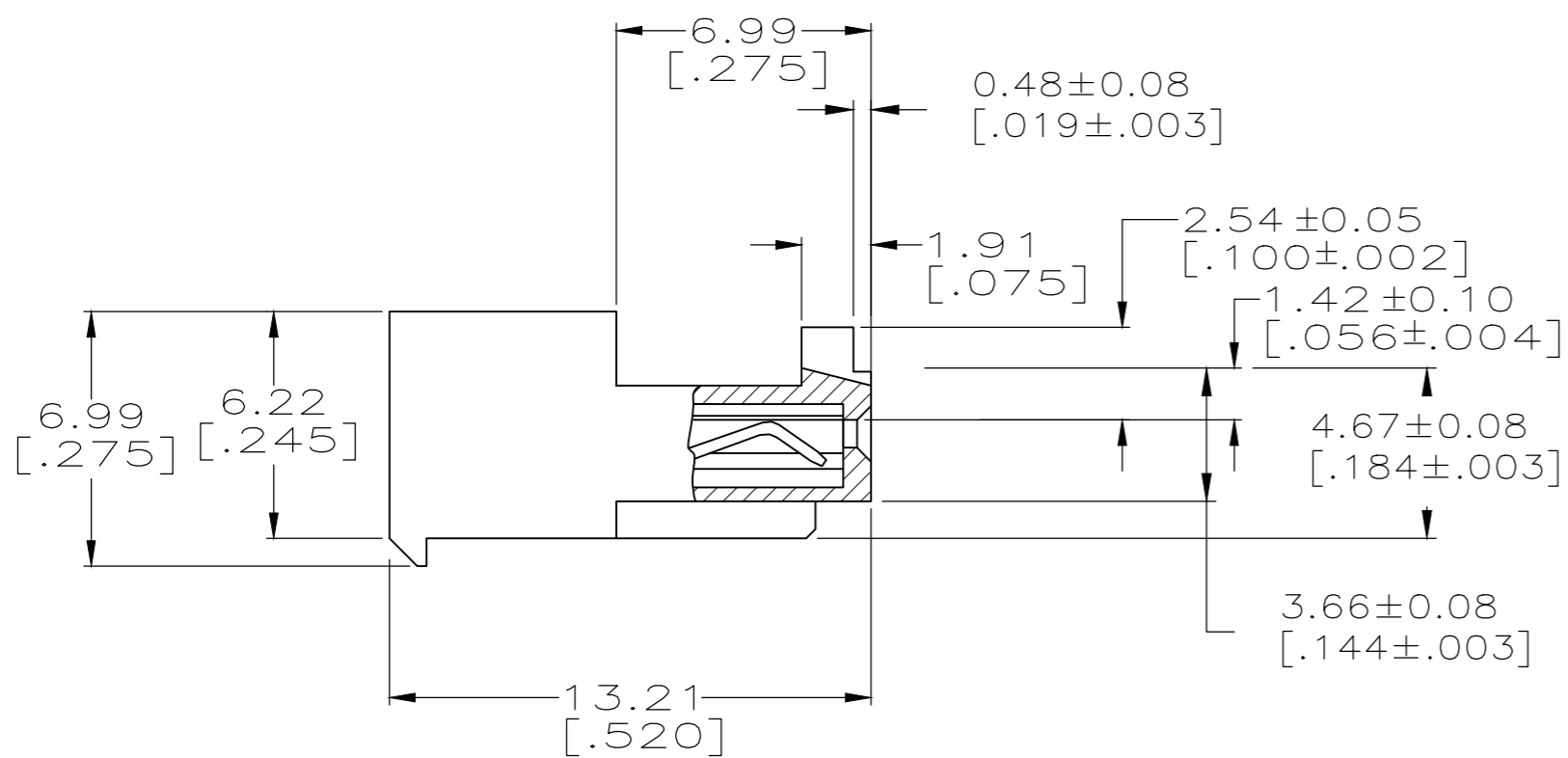
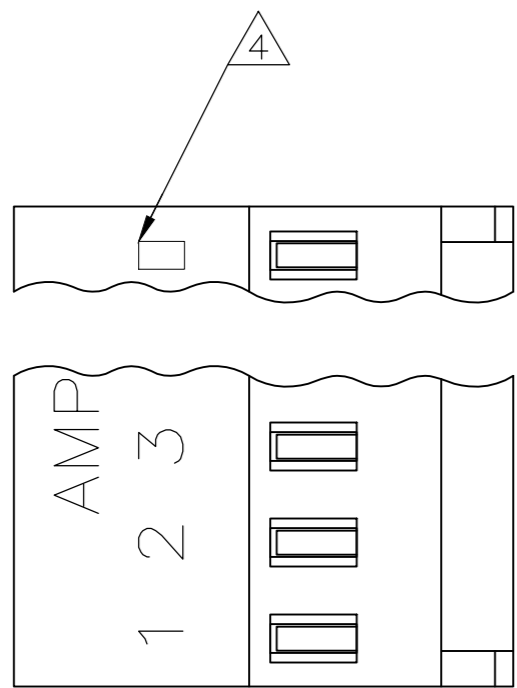


THIS DRAWING IS UNPUBLISHED. RELEASED FOR PUBLICATION  
 © COPYRIGHT - By - ALL RIGHTS RESERVED.

LOC	DIST	REVISIONS					
CM	00	P	LTR	DESCRIPTION	DATE	DWN	APVD
		H3		REVISED PER ECR-17-018425	16APR2018	BDA	SG



LEAD	LEAD	LEAD	LEAD
38.10	[1.500]	15	4-644083-5
35.56	[1.400]	14	4-644083-4
33.02	[1.300]	13	4-644083-3
30.48	[1.200]	12	4-644083-2
27.94	[1.100]	11	4-644083-1
25.40	[1.000]	10	4-644083-0
22.86	[.900]	9	3-644083-9
20.32	[.800]	8	3-644083-8
17.78	[.700]	7	3-644083-7
15.24	[.600]	6	3-644083-6
12.70	[.500]	5	3-644083-5
10.16	[.400]	4	3-644083-4
7.62	[.300]	3	3-644083-3
5.08	[.200]	2	3-644083-2

① MATERIAL: CONNECTOR-NYLON UL94V-0 (BLACK)  
 CONTACTS-0.30 [.012] THICK COPPER ALLOY  
 BRIGHT TIN-LEAD 0.00203 [.000080] MIN THICK FOR CONTACTS  
 644083-2 THRU 1-644083-5  
 MATTE WHISKER MITIGATED TIN PLATE 0.00203 [.000080] MIN THICK  
 OVER 0.00076 [.000030] MIN THICK NICKEL FOR CONTACTS  
 3-644083-2 THRU 4-644083-5

- 2. CONTACTS ACCEPT 22 AWG WIRE WITH 1.52 [.060] MAX INSULATION DIAMETER.
- 3. CONTACTS MUST ACCEPT 0.64±0.03 [.025±.001] SQUARE POST AND REMAIN LOCKED IN POSITION.
- ④ IDENTIFICATION NUMBER FOR LAST CIRCUIT MAY NOT APPEAR ON ALL ASSEMBLIES.

5. DIMENSIONS IN BRACKETS ARE IN INCHES.

6. HOUSING FEATURES ARE: CLOSED END WITH LOCKING RAMP AND WITH POLARIZING TAB.

- ⑦ OBSOLETE PARTS: OBSOLETE CIS STREAMLINING PER D.RENAUD/D.SINISI
- ⑧ OBSOLETE PARTS

- ⑦ SUPSD BY4-644083-5
- ⑦ SUPSD BY4-644083-4
- ⑧ SUPSD BY4-644083-3
- ⑦ SUPSD BY4-644083-2
- ⑧ SUPSD BY4-644083-1
- ⑧ SUPSD BY4-644083-0
- ⑦ SUPSD BY3-644083-9
- ⑧ SUPSD BY3-644083-8
- ⑦ SUPSD BY3-644083-7
- ⑧ SUPSD BY3-644083-6
- ⑧ SUPSD BY3-644083-5
- ⑧ SUPSD BY3-644083-4
- ⑧ SUPSD BY3-644083-3
- ⑧ SUPSD BY3-644083-2

LEAD	LEAD	LEAD	LEAD
38.10	[1.500]	15	4-644083-5
35.56	[1.400]	14	4-644083-4
33.02	[1.300]	13	4-644083-3
30.48	[1.200]	12	4-644083-2
27.94	[1.100]	11	4-644083-1
25.40	[1.000]	10	4-644083-0
22.86	[.900]	9	3-644083-9
20.32	[.800]	8	3-644083-8
17.78	[.700]	7	3-644083-7
15.24	[.600]	6	3-644083-6
12.70	[.500]	5	3-644083-5
10.16	[.400]	4	3-644083-4
7.62	[.300]	3	3-644083-3
5.08	[.200]	2	3-644083-2

DIM A	NO.OF POSN	ASSEMBLY
-------	------------	----------

THIS DRAWING IS A CONTROLLED DOCUMENT.		DWN S. CARPENTER 12JUN2003	TE Connectivity			
DIMENSIONS: mm [INCHES]		CHK D. BOSSI 12JUN2003				
TOLERANCES UNLESS OTHERWISE SPECIFIED:		APVD D. BOSSI 12JUN2003	NAME MTA 100 CONNECTOR ASSEMBLY, 22 AWG, UL94V-0, SPECIAL			
0 PLC ± 1 PLC ± 2 PLC ± 3 PLC ± 0.13 [.005] 4 PLC ± ANGLES ±		PRODUCT SPEC 108-1050	SIZE A2	CAGE CODE 00779	DRAWING NO C=644083	RESTRICTED TO -
MATERIAL ①		FINISH ①	WEIGHT	SCALE 5:1	SHEET 1 of 1	REV H3
CUSTOMER DRAWING						