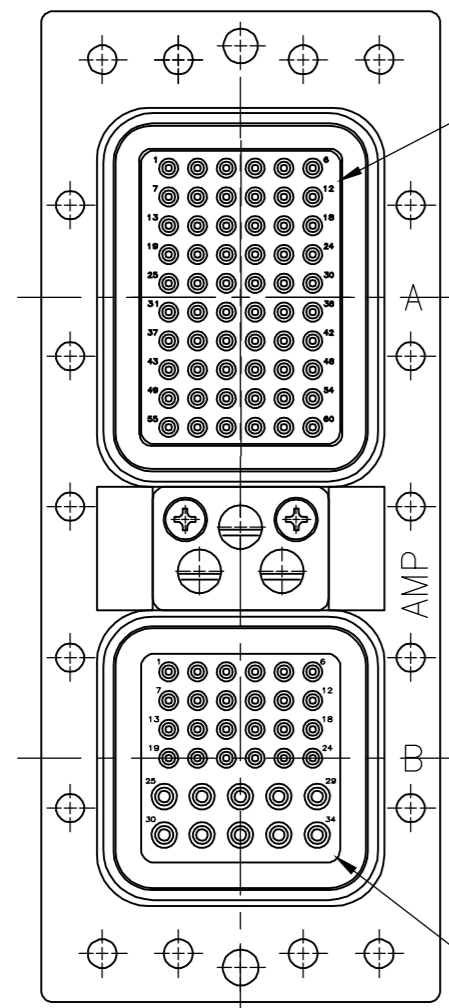


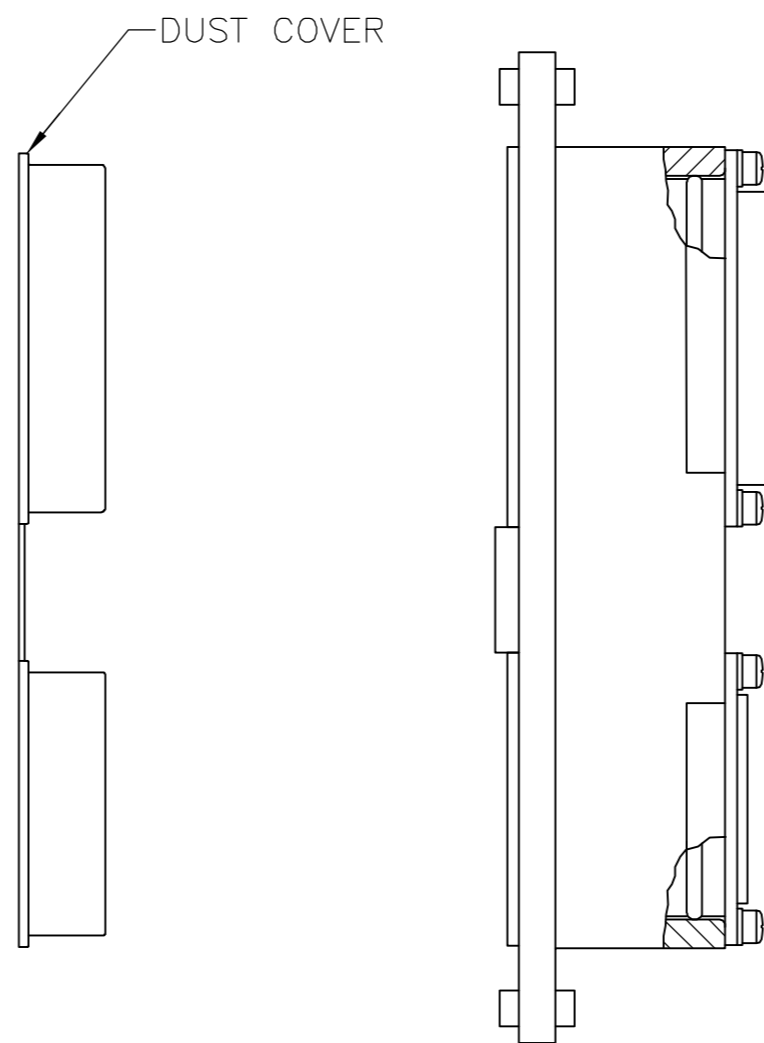
THIS DRAWING IS UNPUBLISHED. RELEASED FOR PUBLICATION
 © COPYRIGHT BY TYCO ELECTRONICS CORPORATION. ALL RIGHTS RESERVED.

LOC	DIST	REVISIONS			
P	LTR	DESCRIPTION	DATE	DWN	APVD
DF	A0	A	RELEASED	1-9-07	CT KH

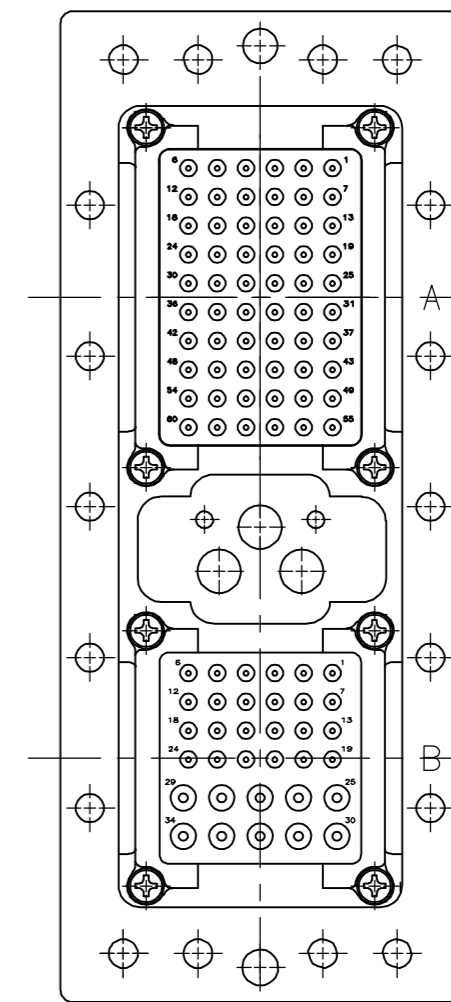


60 PIN INSERT $\triangle 3$
 REAR RELEASE/REMOVE
 60-#20 PIN CONTACT; AMP P/N 208265-5

34 PIN INSERT $\triangle 3$
 REAR RELEASE/REMOVE
 24-#20 PIN CONTACT; AMP P/N 208265-5
 10-#16 PIN CONTACT; AMP P/N 213122-5



DUST COVER



- $\triangle 1$ AMP, AMP PART NUMBER AND DATE CODE MARKED IN AREA SHOWN.
- COMPONENTS SHOWN ASSEMBLED FOR REFERENCE ONLY SHIPPED TO CUSTOMER UNASSEMBLED.

446889-2
 PART NUMBER

THIS DRAWING IS A CONTROLLED DOCUMENT.		DWN	1-9-07	Tyco Electronics Corporation Harrisburg, Pa 17105-3608	
DIMENSIONS: INCHES		CHK	1-9-07	NAME	
TOLERANCES UNLESS OTHERWISE SPECIFIED:		K.HOGAN		RECEPTACLE KIT, M600, SIZE 2A,	
0 PLC ± -		K.HOGAN		SIZE	
1 PLC ± -		K.HOGAN		CAGE CODE	
2 PLC ± -		K.HOGAN		DRAWING NO	
3 PLC ± -		K.HOGAN		RESTRICTED TO	
4 PLC ± -		K.HOGAN		A2 00779 C=446889	
ANGLES ± -		K.HOGAN		SCALE	
FINISH		K.HOGAN		1:1	
MATERIAL		K.HOGAN		SHEET 1 OF 1	
WEIGHT		K.HOGAN		REV A	
CUSTOMER DRAWING		K.HOGAN			