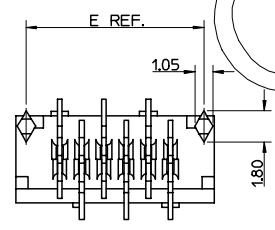
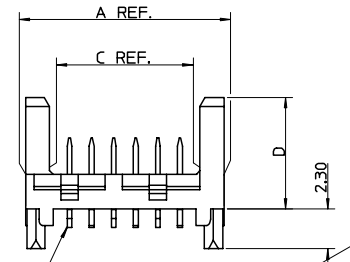


| PART NUMBER | NUMBER OF CIRCUITS | DIM A | DIM B | DIM C | DIM E |
|-------------|--------------------|-------|-------|-------|-------|
| 91820-**04 | 4 | 8.86 | 3.81 | 6.11 | 7.66 |
| 91820-**06 | 6 | 11.40 | 6.35 | 8.65 | 10.20 |
| 91820-**08 | 8 | 13.94 | 8.89 | 11.19 | 12.74 |
| 91820-**10 | 10 | 16.48 | 11.43 | 13.73 | 15.28 |
| 91820-**12 | 12 | 19.02 | 13.97 | 16.27 | 17.82 |
| 91820-**14 | 14 | 21.56 | 16.51 | 18.81 | 20.36 |
| 91820-**16 | 16 | 24.10 | 19.05 | 21.35 | 22.90 |
| 91820-**18 | 18 | 26.64 | 21.59 | 23.89 | 25.44 |
| 91820-**20 | 20 | 29.18 | 24.13 | 26.43 | 27.98 |
| 91820-**22 | 22 | 31.72 | 26.67 | 28.97 | 30.52 |
| 91820-**24 | 24 | 34.26 | 29.21 | 31.51 | 33.06 |
| 91820-**26 | 26 | 36.80 | 31.75 | 34.05 | 35.60 |



91820-****

CIRCUIT SIZE
04 TO 26 (4 TO 26CKT)

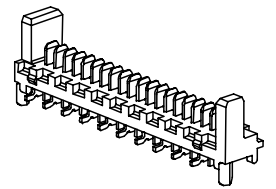
| PCB PEGS | TUBE PACKED | TAPE & REEL PACKED | DIM D | VERSION |
|----------|-------------|--------------------|-------|--------------------|
| 0 | YES | YES | 6.40 | STANDARD HEADER |
| 2 | YES | NO | | |
| 3 | NO | YES | | |
| 5 | NO | NO | 4.10 | LOW-PROFILE HEADER |
| 6 | NO | YES | | |
| 7 | NO | NO | | |
| 8 | YES | YES | | |
| 9 | YES | NO | | |

0 - TIN VERSION
3 - GOLD VERSION

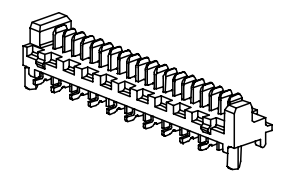
AREA OF SELECTIVE GOLD
SEE NOTE 2

SEE NOTE 6

DETAIL1
Scale 10:1



STANDARD HEADER
Scale 3:1



LOW-PROFILE HEADER
Scale 3:1

NOTES:

- MATERIALS:
HOUSING: PCT 30% GLASS FILL, UC94 V-0, COLOUR: BLACK.
TERMINAL: CARTRIDGE BRASS 0.28 REF. THICK.
- PLATING:
TIN VERSION: 3um TIN MIN. OVER NICKEL.
GOLD VERSION: 0.76um SELECTIVE GOLD MIN. AND 0.10um GOLD FLASH MIN. OVER NICKEL.
- CONFORMS TO PRODUCT SPECIFICATION PS-99020-0011.
- FOR TAPE AND REEL PACKAGING SEE PK-91820-001.
- FOR TUBE PACKAGING SEE PK-91820-002.
- PCB PEGS ARE OPTIONAL.
- ALL SMT TAILS LIE WITHIN A COPLANARITY BAND OF 0.00 TO 0.10.
- COLOUR VARIATION MAY BE VISIBLE ON THE HOUSING SURFACES.
- MATES WITH MOLEX 90327 & 91935 SERIES.
- RECOMMENDED PCB LAYOUT SHOWN ON SHEET 2.

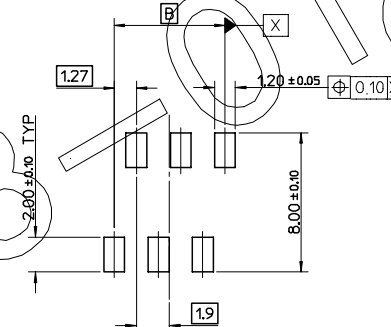
| | | | | | | | | |
|--|-----------------------------|---------------------------------------|------------------------------|----------------------------|--------------------|---|------------------------|------------------------|
| OBSOLETE EC NO: E2008-0123 DRAWN: JDENNEHY 2007/10/04 CHKD: DMORLARTY 2007/10/02 APPR: JDENNEHY 2007/10/03 | QUALITY SYMBOLS =0 =0 | GENERAL TOLERANCES (UNLESS SPECIFIED) | | DIMENSION STYLE MM ONLY | | SCALE 5:1 | DESIGN UNITS METRIC | THIRD ANGLE PROJECTION |
| | | 4 PLACES ± --- | ± --- | DRAWN BY GMCSWEENEY | DATE 2005/07/14 | PICOFLEX SMT HEADER ASSEMBLY ROHS COMPATIBLE MOLEX INCORPORATED | | |
| | | 3 PLACES ± --- | ± --- | CHECKED BY JDENNEHY | DATE 2005/07/15 | | | |
| | | 2 PLACES ± 0.15 | ± --- | APPROVED BY JDENNEHY | DATE 2005/07/15 | | | |
| 1 PLACE ± 0.25 | ± --- | MATERIAL NO. | DOCUMENT NO. SD-91820-001 | | | | | |
| DRAFT WHERE APPLICABLE MUST REMAIN WITHIN DIMENSIONS | | SEE CHART | | SHEET NO. 1 OF 2 | | THIS DRAWING CONTAINS INFORMATION THAT IS PROPRIETARY TO MOLEX INCORPORATED AND SHOULD NOT BE USED WITHOUT WRITTEN PERMISSION | | |

| PART NUMBER | NUMBER OF CIRCUITS | DIM B | DIM E | DIM F |
|-------------|--------------------|-------|-------|-------|
| 91820-***04 | 4 | 3.81 | 7.66 | 3.83 |
| 91820-***06 | 6 | 6.35 | 10.20 | 5.10 |
| 91820-***08 | 8 | 8.89 | 12.74 | 6.37 |
| 91820-***10 | 10 | 11.43 | 15.28 | 7.64 |
| 91820-***12 | 12 | 13.97 | 17.82 | 8.91 |
| 91820-***14 | 14 | 16.51 | 20.36 | 10.18 |
| 91820-***16 | 16 | 19.05 | 22.90 | 11.45 |
| 91820-***18 | 18 | 21.59 | 25.44 | 12.72 |
| 91820-***20 | 20 | 24.13 | 27.98 | 13.99 |
| 91820-***22 | 22 | 26.67 | 30.52 | 15.26 |
| 91820-***24 | 24 | 29.21 | 33.06 | 16.53 |
| 91820-***26 | 26 | 31.75 | 35.60 | 17.80 |



RECOMMENDED PCB LAYOUT FOR TRANSITION FIT WITH PCB PEGS:

HEADER VERSIONS 91820-***04/ -***06/ -***08/ -***10/ -***12/ -***14/ -***16/ -***18/ -***20/ -***22/ -***24/ -***26/
 VIEWED FROM COMPONENT SIDE.
 PCB THICKNESS = 1.60 ± 0.14



RECOMMENDED PCB LAYOUT FOR HEADERS WITHOUT PCB PEGS:

HEADER VERSIONS 91820-***3/ -***5/ -***6/ -***7/
 VIEWED FROM COMPONENT SIDE.
 PCB THICKNESS = 1.60 ± 0.14



RECOMMENDED PCB LAYOUT FOR CLEARANCE FIT WITH PCB PEGS:

HEADER VERSIONS 91820-***04/ -***06/ -***08/ -***10/ -***12/ -***14/ -***16/ -***18/ -***20/ -***22/ -***24/ -***26/
 VIEWED FROM COMPONENT SIDE.
 PCB THICKNESS = 1.60 ± 0.14

| | | | | | | | | |
|---|-------------------------------|--|----------------------|----------------------------|----------------------|---|---------------------------------------|------------------------|
| SEE SHEET 1 ECC NO: E2008-0123 DRAWN: JDENNEHY 2007/10/04 CHKD: DMORLARTY 2007/10/02 APPR: JDENNEHY 2007/10/03 | QUALITY SYMBOLS ▽=0 ▽=0 | GENERAL TOLERANCES (UNLESS SPECIFIED) | | DIMENSION STYLE MM ONLY | | SCALE 5:1 | DESIGN UNITS METRIC | THIRD ANGLE PROJECTION |
| | | 4 PLACES ± --- ± --- | 3 PLACES ± --- ± --- | 2 PLACES ± 0.15 ± --- | 1 PLACE ± 0.25 ± --- | ANGULAR ± 5 ° | DRAWN BY DATE GMCWEENEY 2005/07/14 | |
| REV | DESCRIPTION | DRAFT WHERE APPLICABLE MUST REMAIN WITHIN DIMENSIONS | | SEE CHART | | TITLE PICOFLEX SMT HEADER ASSEMBLY ROHS COMPATIBLE | | |
| | | MATERIAL NO. | | DOCUMENT NO. | | MOLEX INCORPORATED | | |
| | | | | SD-91820-001 | | SHEET NO. 2 OF 2 | | |
| THIS DRAWING CONTAINS INFORMATION THAT IS PROPRIETARY TO MOLEX INCORPORATED AND SHOULD NOT BE USED WITHOUT WRITTEN PERMISSION | | | | | | | | |