

CTDAS1065F Series

From 6.8 μ H to 22 μ H

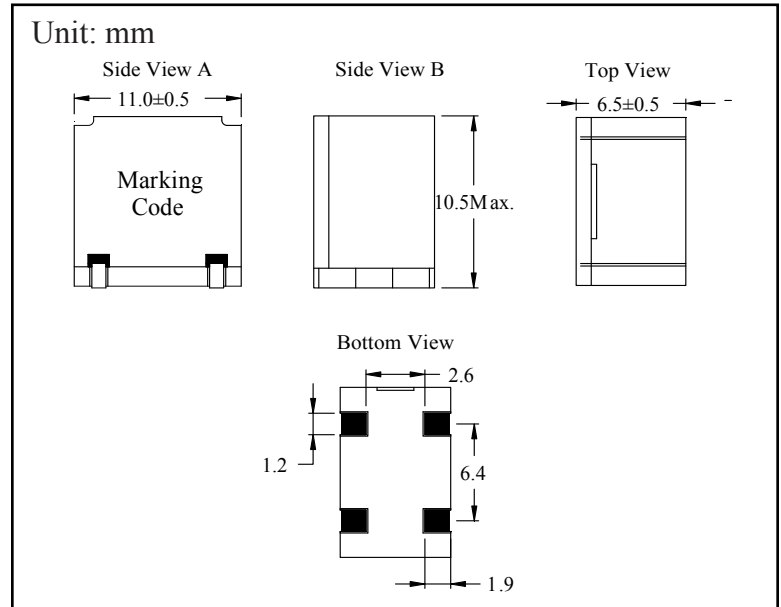


SPECIFICATIONS

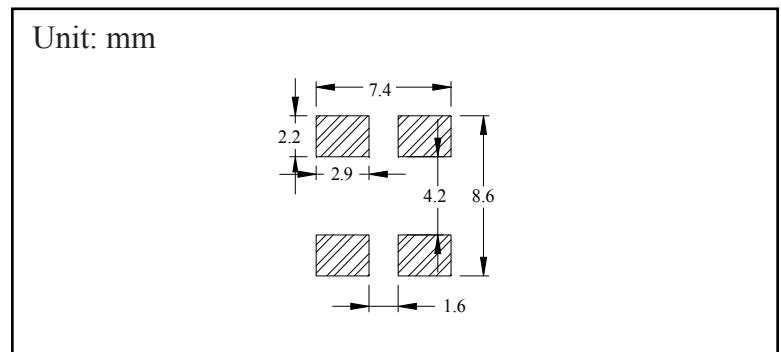
*Isat: Value of inductance decrease within 20%
 **Irms: A rise in temperature of core surface is within 40°C

Part Number	Inductance $\pm 20\%$ (μ H)	Test Freq. (kHz)	DCR Nom.(Max.) (m Ω)	*Isat(A) Drop $\leq 20\%$	**Irms(A) Rise $\leq 40^\circ$ C
CTDAS1065F-6R8M	6.80	1.0	9.80(12.00)	7.80	6.70
CTDAS1065F-8R2M	8.20	1.0	11.10(13.50)	7.00	6.50
CTDAS1065F-100M	10.00	1.0	12.50(14.50)	5.70	6.30
CTDAS1065F-120M	12.00	1.0	14.20(15.60)	5.50	6.00
CTDAS1065F-150M	15.00	1.0	22.70(25.00)	5.50	4.50
CTDAS1065F-180M	18.00	1.0	22.70(25.00)	5.00	4.50
CTDAS1065F-220M	22.00	1.0	25.50(28.00)	4.00	4.00

PHYSICAL DIMENSIONS



PAD LAYOUT



CHARACTERISTICS

Description: SMD Inductors for Class D

Features:

- Magnetic shielded structure, excellent resistance to electro-magnetic interference.
- Sturdy construction.
- Low magnetic loss, low ESR, small parasitic capacitance.
- Closed magnetic circuit, super low buzzing, high density mount.
- The temperature rise of current and rated current less influenced by the environment.

Applications: TV and monitor, AV amplifier, video game console, power supply, navigation equipment, audio applications, etc.

Operating Temperature: -40°C to +125°C

Inductance Tolerance: $\pm 20\%$

Testing: Inductance at 1.0kHz, 1.0V

Packaging: Tape & Reel.

Marking: Parts are marked with inductance code.

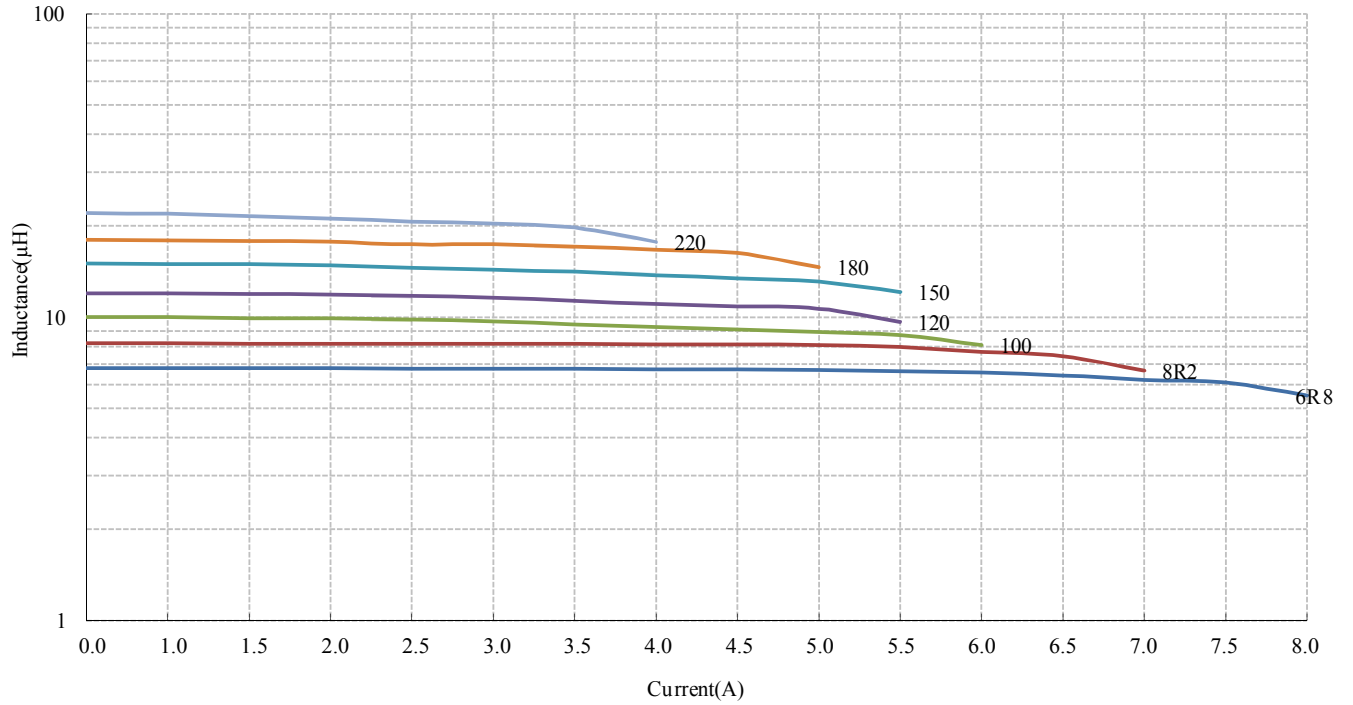
Miscellaneous: **RoHS Compliant.**

Additional Information: Additional electrical & physical information available upon request.

Samples available. See website for ordering information.

CTDAS1065F Series

Typical Inductance vs Current Characteristics



Typical Temperature Rise vs Current Characteristics

