

SERIES 76HP

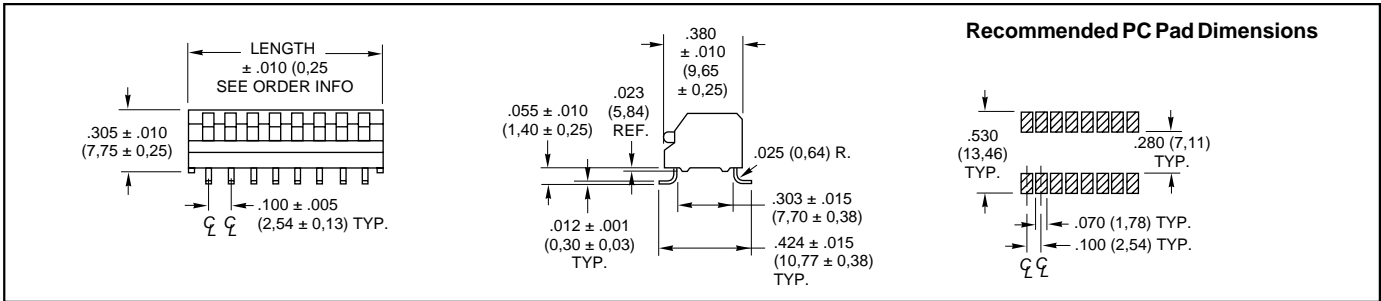
Side Actuated PIANO-DIP®

FEATURES

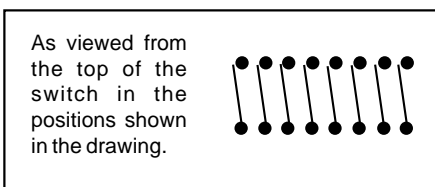
- Compatible with SMT Assembly Including Infrared Reflow and Vapor-Phase
- Easily Accessed when PC Boards are Racked
- Reliable Spring and Ball Contact



DIMENSIONS In inches (and millimeters)



CIRCUITRY



SPECIFICATIONS

Electrical Ratings

Make-and-break Current Rating: 10,000 operations per switch position at 1 mA, 5 Vdc; 50 mA, 30 Vdc; or 150 mA, 30 Vdc

Contact Resistance: Initial: 30 mohms maximum; After Life: 100 mohms maximum (10 mA at 50 Vdc, open circuit)

Insulation Resistance: Minimum, at 100 Vdc between adjacent closed contacts and also across open switch contacts. Initial: 2,000 Mohms

Dielectric Strength: Minimum voltage (AC RMS) measured between adjacent closed contacts and also across open switch contacts. Initial: 750 volts; After Life: 500 volts

Carry Rating: 5 amps, maximum rise of 20°C

Switch Capacitance: 2 pF at 1 megahertz

Mechanical Ratings

Mechanical Life: 20,000 operations per switch position

Vibration Resistance: Per Method 204, Test Condition B. 1 mS opening (10 mS allowed)

Mechanical Shock: Per Method 213, Test Condition A. 1 mS opening (10 mS allowed)

Thermal Shock Resistance: Per specification; no failures; passes contact resistance

Terminal Strength: Per specification

Thermal Aging: 1,000 hours at 85°C; no failures

Environmental Ratings

Meets all requirements of MIL- S-83504. Where Grayhill performance is superior, the MIL spec is listed in parentheses.

Operating Temperature Range: -40°C to +85°C

Storage Temperature Range: -55°C to +85°C

Moisture Resistance: Per specification, Method 106

Soldering Information

Solderability: Per MIL-STD-202, Method 208 Tested to EIA Standard RS-448-2.

Resistance to Soldering Heat: Per MIL-S-83504, six second test

Recommended Processing Temperature: 220°C–230°C (1 pass—260°C maximum)

Processing Position: Switch is to be processed with all actuators in the closed (on) position as shipped.

Materials and Finishes

Shorting Member: Brass, gold-plated over nickel barrier.

Base Contacts: Copper alloy, gold-plated,

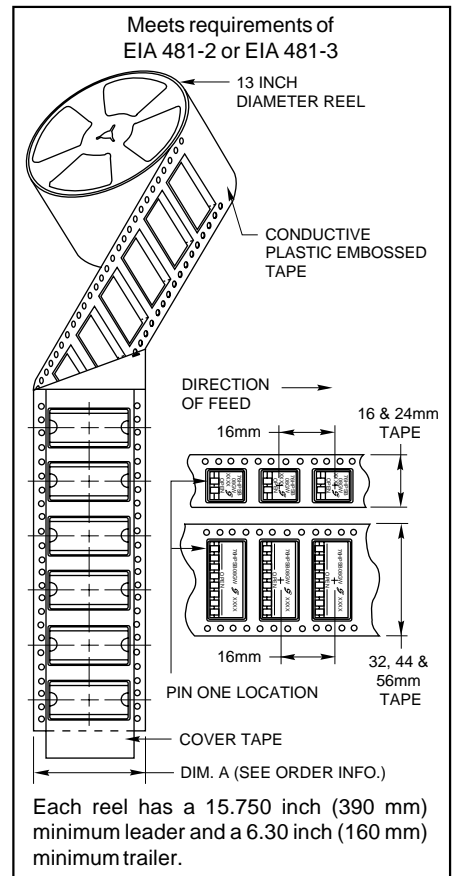
over nickel barrier.

Terminals: Copper alloy, solder plated over nickel barrier.

Non-Conductive Parts: Cover is natural color thermoplastic, actuators are white thermoplastic (UL94V-O)

Tape Seal: Provided without tape seal. Contact Grayhill if tape seal is required.

TAPE AND REEL PACKAGING



ORDERING INFORMATION: Tape and Reel Packaging (500 switches per reel)

No. of Positions*	Length (inches)	Length (metric)	Carrier Width Dim. A	Part Number
2	0.280"	7,1 mm	24 mm	76HPSB02GWR
4	0.480"	12,2 mm	24 mm	76HPSB04GWR
6	0.680"	17,3 mm	32 mm	76HPSB06GWR
8	0.880"	22,4 mm	44 mm	76HPSB08GWR
10	1.080"	27,4 mm	44 mm	76HPSB10GWR

* For other lengths, contact Grayhill, Inc.

Available from your local Grayhill Distributor. For prices and discounts, contact a local Sales Office, an authorized local Distributor or Grayhill.