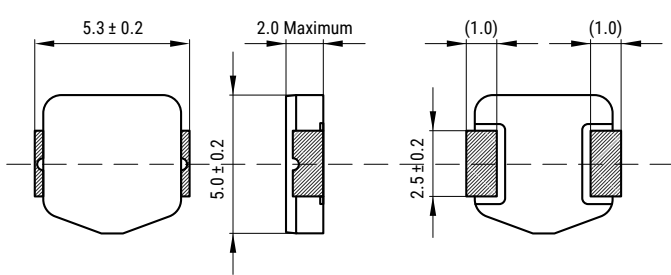
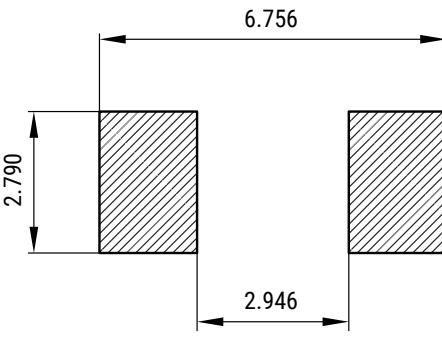
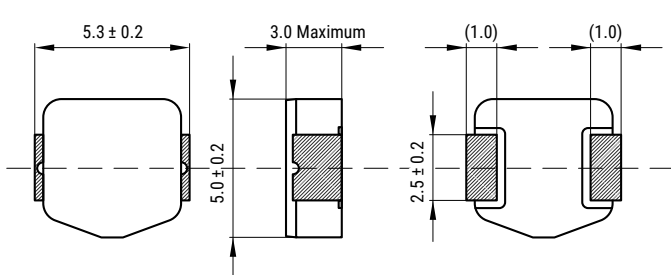
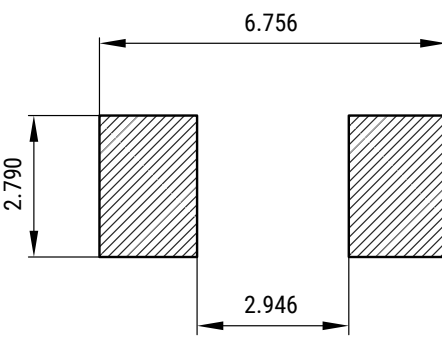
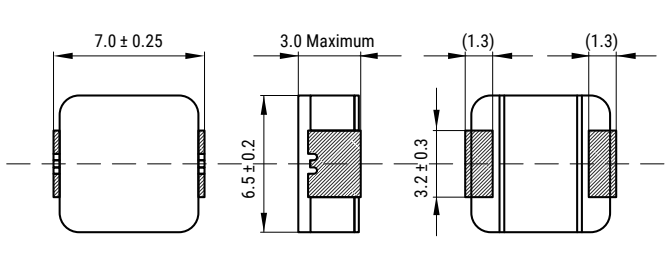
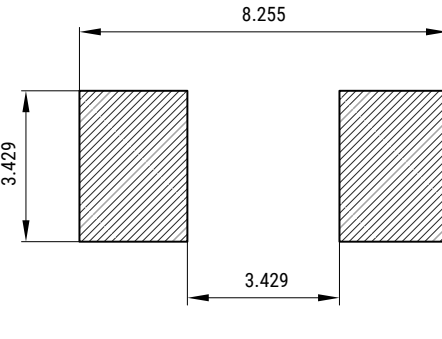
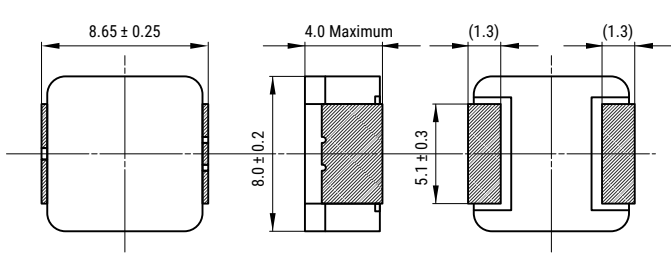
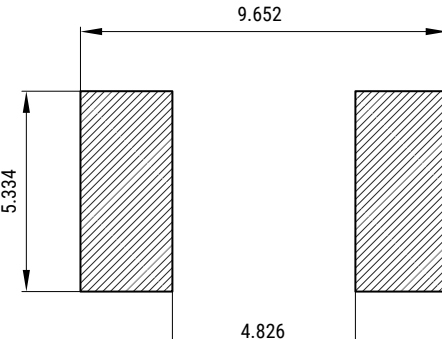


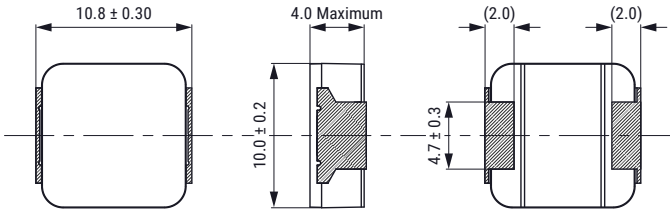
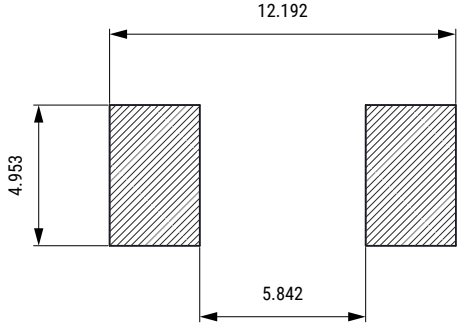
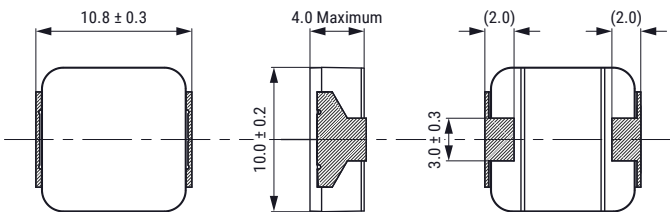
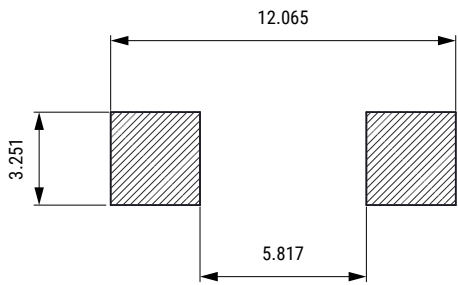
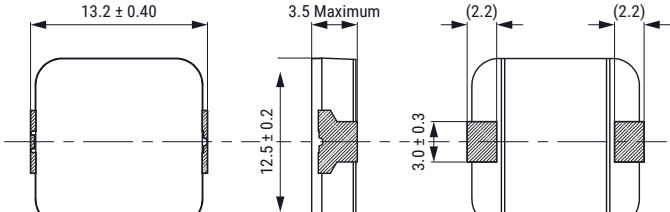
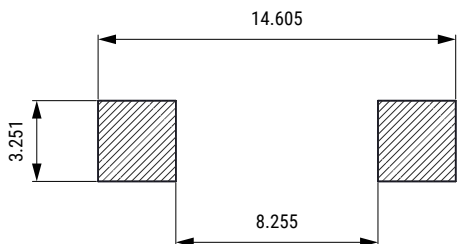
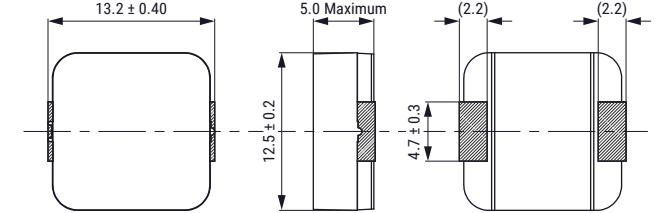
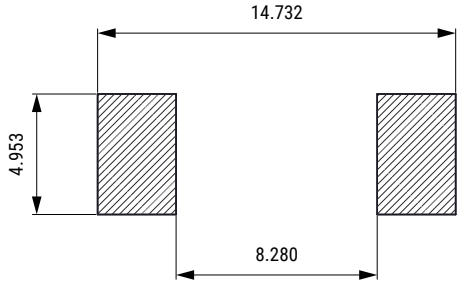
Sample Kit Contents

KEMET Part Number	Inductance (μH) at 100 kHz, 1 mA	Inductance Tolerance	Rated Current (A) I_{rms} (Reference)	DC Resistance (m Ω) Typical	Thickness (mm) Maximum	Temperature	Quantity
MPXV1D0520L1R0	1.0	20%	7.6	18.9	2.0	-55/+155°C	2
MPXV1D0520L2R2	2.2	20%	5.2	40.4	2.0	-55/+155°C	2
MPXV1D0520L4R7	4.7	20%	3.4	96.6	2.0	-55/+155°C	2
MPXV1D0520L100	10.0	20%	2.2	222.8	2.0	-55/+155°C	2
MPXV1D0530L1R0	1.0	20%	10.7	11.5	3.0	-55/+155°C	2
MPXV1D0530L2R2	2.2	20%	7.3	24.6	3.0	-55/+155°C	2
MPXV1D0530L4R7	4.7	20%	4.6	62.2	3.0	-55/+155°C	2
MPXV1D0530L100	10.0	20%	3.1	140.1	3.0	-55/+155°C	2
MPXV1D0530L220	22.0	20%	2.0	341.2	3.0	-55/+155°C	2
MPXV1D0630L1R0	1.0	20%	13.1	8.2	3.0	-55/+155°C	2
MPXV1D0630L2R2	2.2	20%	8.7	18.3	3.0	-55/+155°C	2
MPXV1D0630L4R7	4.7	20%	6.2	36.7	3.0	-55/+155°C	2
MPXV1D0630L100	10.0	20%	4.2	78.0	3.0	-55/+155°C	2
MPXV1D0630L220	22.0	20%	2.7	186.3	3.0	-55/+155°C	2
MPXV1D0840L2R2	2.2	20%	14.3	8.7	4.0	-55/+155°C	2
MPXV1D0840L4R7	4.7	20%	8.7	23.5	4.0	-55/+155°C	2
MPXV1D0840L100	10.0	20%	6.0	49.6	4.0	-55/+155°C	2
MPXV1D0840L220	22.0	20%	4.2	98.3	4.0	-55/+155°C	2
MPXV1D1040L1R0	1.0	20%	21.1	3.8	4.0	-55/+155°C	2
MPXV1D1040L2R2	2.2	20%	14.6	7.9	4.0	-55/+155°C	2
MPXV1D1040L4R7	4.7	20%	10.3	15.9	4.0	-55/+155°C	2
MPXV1D1040L100	10.0	20%	7.0	34.1	4.0	-55/+155°C	2
MPXV1D1040L220	22.0	20%	4.7	76.1	4.0	-55/+155°C	2
MPXV1D1235L1R0	1.0	20%	21.5	4.2	3.5	-55/+155°C	2
MPXV1D1235L2R2	2.2	20%	15.2	8.4	3.5	-55/+155°C	2
MPXV1D1235L4R7	4.7	20%	10.9	16.4	3.5	-55/+155°C	2
MPXV1D1235L100	10.0	20%	7.4	35.0	3.5	-55/+155°C	2
MPXV1D1250L1R0	1.0	20%	28.8	2.6	5.0	-55/+155°C	2
MPXV1D1250L2R2	2.2	20%	21.0	4.8	5.0	-55/+155°C	2
MPXV1D1250L4R7	4.7	20%	14.4	10.1	5.0	-55/+155°C	2
MPXV1D1250L100	10.0	20%	10.1	20.6	5.0	-55/+155°C	2
MPXV1D1250L220	22.0	20%	6.7	46.2	5.0	-55/+155°C	2
MPXV1D1770L1R0	1.0	20%	38.0	1.8	7.0	-55/+155°C	1
MPXV1D1770L2R2	2.2	20%	31.0	2.6	7.0	-55/+155°C	1
MPXV1D1770L4R7	4.7	20%	23.5	4.8	7.0	-55/+155°C	1
MPXV1D1770L100	10.0	20%	14.5	12.2	7.0	-55/+155°C	1
MPXV1D1770L220	22.0	20%	10.5	22.9	7.0	-55/+155°C	1
MPXV1D2213L1R0	1.0	20%	74.0	1.0	13.0	-55/+155°C	1
MPXV1D2213L2R2	2.2	20%	59.0	1.4	13.0	-55/+155°C	1
MPXV1D2213L4R7	4.7	20%	48.0	2.2	13.0	-55/+155°C	1
MPXV1D2213L100	10.0	20%	34.0	4.4	13.0	-55/+155°C	1
MPXV1D2213L220	22.0	20%	19.5	13.2	13.0	-55/+155°C	1
KEMET Part Number	Inductance (μH) at 100 kHz, 1 mA	Inductance Tolerance	Rated Current (A) I_{rms} (Reference)	DC Resistance (m Ω) Typical	Thickness (mm) Maximum	Temperature	Quantity

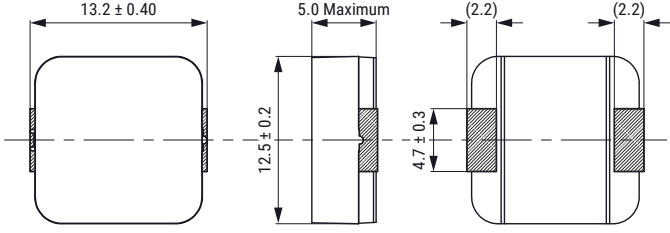
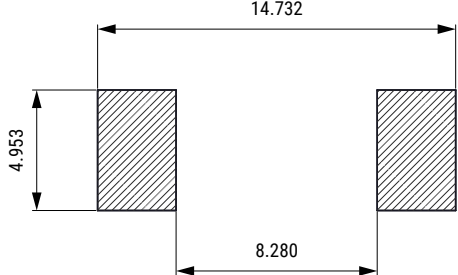
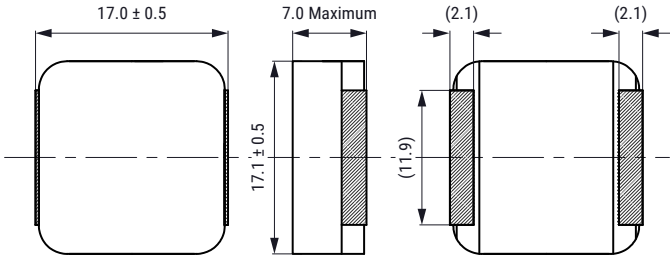
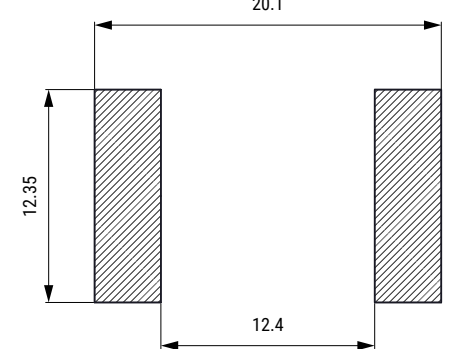
Dimensions

Case Size	Dimensions (mm)	Land Pattern (mm)
MPXV1D0520		
MPXV1D0530		
MPXV1D0630		
MPXV1D0840		

Dimensions cont.

Case Size	Dimensions (mm)	Land Pattern (mm)
<p>MPXV1D1040 For values up to 1.5 μH or below</p>		
<p>MPXV1D1040 For values from 2.2 μH or above</p>		
<p>MPXV1D1235</p>		
<p>MPXV1D1250</p>		

Dimensions cont.

Case Size	Dimensions (mm)	Land Pattern (mm)
MPXV1D1250		
MPXV1D1770		
MPXV1D2213	