




Metal Film Resistors, Industrial Power, Flameproof



FEATURES

- Small size suitable for 1/2 W, 1 W and 2 W applications
- High power rating, small size
- Flameproof, high temperature coating meets EIA RS-325-A
- Excellent high frequency characteristics
- Low noise
- Low voltage coefficient
- Tape and reel packaging for automatic insertion (52.4 mm inside tape spacing per EIA-296-E)
- Material categorization: For definitions of compliance please see www.vishay.com/doc?99912



RoHS* COMPLIANT HALOGEN FREE

Note

* Lead (Pb)-containing terminations are not RoHS-compliant. Exemptions may apply.

STANDARD ELECTRICAL SPECIFICATIONS							
GLOBAL MODEL	HISTORICAL MODEL	POWER RATING $P_{70^\circ\text{C}}$ W	MAXIMUM WORKING VOLTAGE ⁽¹⁾ V	TEMPERATURE COEFFICIENT \pm ppm/ $^\circ\text{C}$	TOLERANCE \pm %	RESISTANCE RANGE Ω	E-SERIES
CCF02	CCF-2	2.0	350	100	1, 5	4.99 to 1M	96 for 1 % tolerance 24 for 5 % tolerance

Note

⁽¹⁾ Continuous working voltage shall be $\sqrt{P \times R}$ or maximum working voltage, whichever is less.

TECHNICAL SPECIFICATIONS		
PARAMETER	UNIT	CCF02
Rated Dissipation at 70 $^\circ\text{C}$	W	2.0
Maximum Working Voltage	V	\leq 350
Insulation Voltage (1 Min)	V_{eff}	$>$ 500
Dielectric Strength	V_{AC}	900
Insulation Resistance	Ω	\geq 10^{11}
Operating Temperature Range	$^\circ\text{C}$	- 65/+ 230
Terminal Strength (Pull Test)	lb	2
Failure Rate	$10^{-9}/\text{h}$	$<$ 1
Weight (Max.)	g	0.35

MATERIAL SPECIFICATIONS	
Element	Proprietary nickel-chrome film
Solderability	Satisfactory per MIL-STD-202, Method 208.
Core	Fire-cleaned high purity ceramic
Termination	Standard lead material is solder-coated copper. Solderable and weldable per MIL-STD-1276, Type C.

MARKING
Color code marking with 5 color bands for \pm 1 % product and 4 color bands for \pm 5 % product

GLOBAL PART NUMBER INFORMATION

New Global Part Numbering: CCF02301RFKR36 (preferred part numbering format)

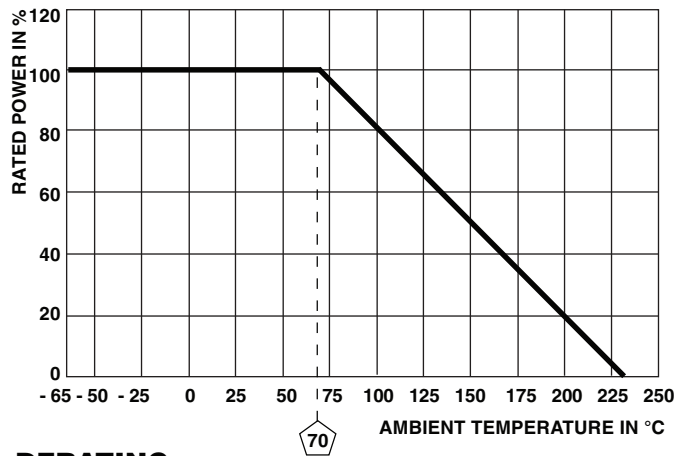
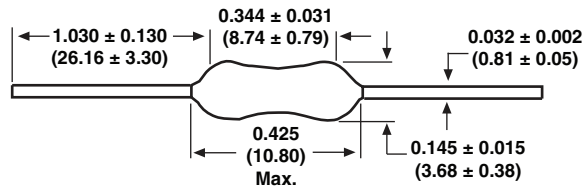
C	C	F	0	2	3	0	1	R	F	K	R	3	6			
GLOBAL MODEL		RESISTANCE VALUE				TOLERANCE CODE		TEMPERATURE COEFFICIENT		PACKAGING			SPECIAL			
CCF02		R = Ω K = k Ω M = M Ω 4R99 = 4.99 Ω 680K = 680 k Ω 1M00 = 1.0 M Ω				F = \pm 1 % J = \pm 5 %		K = 100 ppm		E36 = Lead (Pb)-free, T/R (2500 pieces) R36 = Tin/Lead, T/R (2500 pieces)			Blank = Standard (Dash Number) (up to 3 digits) From 1 to 999 as applicable			

Historical Part Number example: CCF-23010F (will continue to be accepted)

CCF-2	3010	F	R36
HISTORICAL MODEL	RESISTANCE VALUE	TOLERANCE CODE	PACKAGING

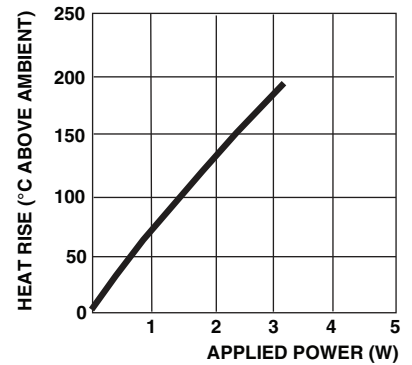
Note

- For additional information on packaging, refer to the Through-Hole Resistor Packaging document (www.vishay.com/doc?31544).

DIMENSIONS in inches (millimeters)


Surface temperatures were taken with an infrared pyrometer in + 25 °C still air.

Resistors were supported by their leads in test clips at a point 0.5" (12.70 mm) out from the resistor body ends.


DERATING

THERMAL RESISTANCE

PERFORMANCE	
TEST	MAX. ΔR (TYPICAL TEST LOTS)
Thermal Shock	± 1.0 %
Short Time Overload	± 0.5 %
Low Temperature Operation	± 0.5 %
Moisture Resistance	± 1.5 %
Resistance to Soldering Heat	± 0.5 %
Shock	± 0.5 %
Vibration	± 0.5 %
Terminal Strength	± 0.5 %
Dielectric Withstanding Voltage	± 0.5 %
Life	± 2.0 %



Disclaimer

ALL PRODUCT, PRODUCT SPECIFICATIONS AND DATA ARE SUBJECT TO CHANGE WITHOUT NOTICE TO IMPROVE RELIABILITY, FUNCTION OR DESIGN OR OTHERWISE.

Vishay Intertechnology, Inc., its affiliates, agents, and employees, and all persons acting on its or their behalf (collectively, "Vishay"), disclaim any and all liability for any errors, inaccuracies or incompleteness contained in any datasheet or in any other disclosure relating to any product.

Vishay makes no warranty, representation or guarantee regarding the suitability of the products for any particular purpose or the continuing production of any product. To the maximum extent permitted by applicable law, Vishay disclaims (i) any and all liability arising out of the application or use of any product, (ii) any and all liability, including without limitation special, consequential or incidental damages, and (iii) any and all implied warranties, including warranties of fitness for particular purpose, non-infringement and merchantability.

Statements regarding the suitability of products for certain types of applications are based on Vishay's knowledge of typical requirements that are often placed on Vishay products in generic applications. Such statements are not binding statements about the suitability of products for a particular application. It is the customer's responsibility to validate that a particular product with the properties described in the product specification is suitable for use in a particular application. Parameters provided in datasheets and / or specifications may vary in different applications and performance may vary over time. All operating parameters, including typical parameters, must be validated for each customer application by the customer's technical experts. Product specifications do not expand or otherwise modify Vishay's terms and conditions of purchase, including but not limited to the warranty expressed therein.

Hyperlinks included in this datasheet may direct users to third-party websites. These links are provided as a convenience and for informational purposes only. Inclusion of these hyperlinks does not constitute an endorsement or an approval by Vishay of any of the products, services or opinions of the corporation, organization or individual associated with the third-party website. Vishay disclaims any and all liability and bears no responsibility for the accuracy, legality or content of the third-party website or for that of subsequent links.

Except as expressly indicated in writing, Vishay products are not designed for use in medical, life-saving, or life-sustaining applications or for any other application in which the failure of the Vishay product could result in personal injury or death. Customers using or selling Vishay products not expressly indicated for use in such applications do so at their own risk. Please contact authorized Vishay personnel to obtain written terms and conditions regarding products designed for such applications.

No license, express or implied, by estoppel or otherwise, to any intellectual property rights is granted by this document or by any conduct of Vishay. Product names and markings noted herein may be trademarks of their respective owners.