© – TE Connectivity. All Rights Reserved.

REVISIONS					
P	LTR	DESCRIPTION	DATE	DWN	APVD
	A	INITIAL DRAWING	18OCT2021	TL	HL



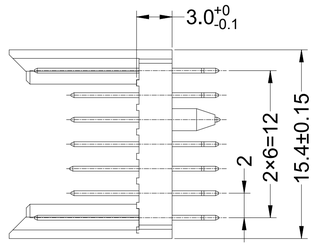

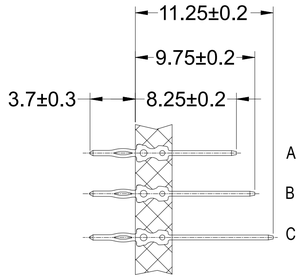

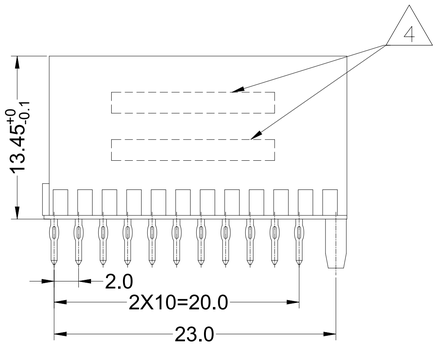

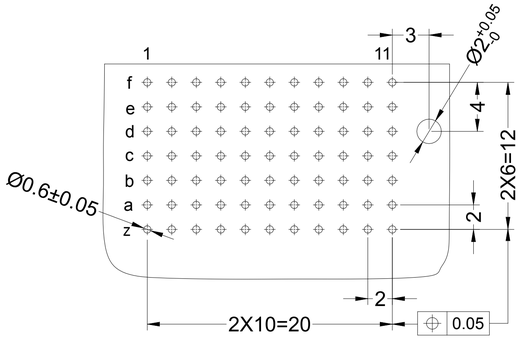

RECOMMEND PCB–HOLE LAYOUT
COMPONENT SIDE SHOWN
TOLERANCE ±0.05

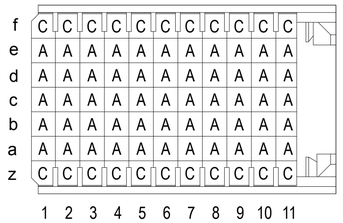

1. MATERIAL:
   CONTACT: COPPER ALLOY.
   HOUSING: GLASS–FILLED POLYESTER.

2. GENERAL PLATING SPECIFICATION: UNDERPLATING (ENTIRE CONTACT): 1.27μm MIN NICKEL AND ACTION PIN: 0.5μm MIN TIN.
   FOR PLATING OF MATING SURFACES SEE APPLICABLE SPECIFICATION REFERENCE FOR EACH DASH NUMBER.

3. CONFORMS TO ALL TESTING ACCORDING TO IEC 61076–4–101 PERFORMANCE LEVEL 2.

4. CONNECTOR MARKED WITH PART NUMBER AND DATE CODE.

2 3	2392167–1
FINISH	PART NUMBER

THIS DRAWING IS A CONTROLLED DOCUMENT.

DIMENSIONS: mm

TOLERANCES UNLESS OTHERWISE SPECIFIED: 0 PLC ±, 1 PLC ±, 2 PLC ±, 3 PLC ±, 4 PLC ±: ±0.2; ANGLES ±

MATERIAL 1

FINISH SEE TABLE

DWN	TONY LI	27MAY2021
CHK	ALEX XU	27MAY2021
APVD	HOPE LU	27MAY2021
PRODUCT SPEC	108–19082	
APPLICATION SPEC	114–160149	
WEIGHT	0	

TE Connectivity Ltd.

NAME: MALE ASSEMBLY, Z–PACK 2mm HM, 77P TYPE C EON

SIZE	CAGE CODE	DRAWING NO	RESTRICTED TO
A1	00779	C–2392167	–

CUSTOMER DRAWING | SCALE 4:1 | SHEET 1 OF 1 | REV A

4805 (1/15)