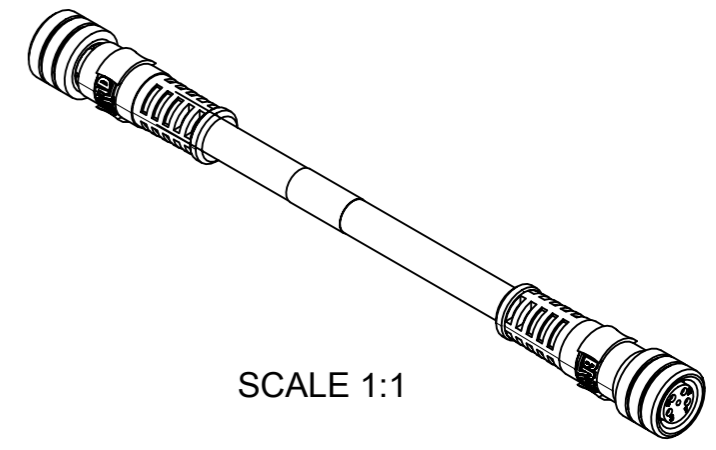
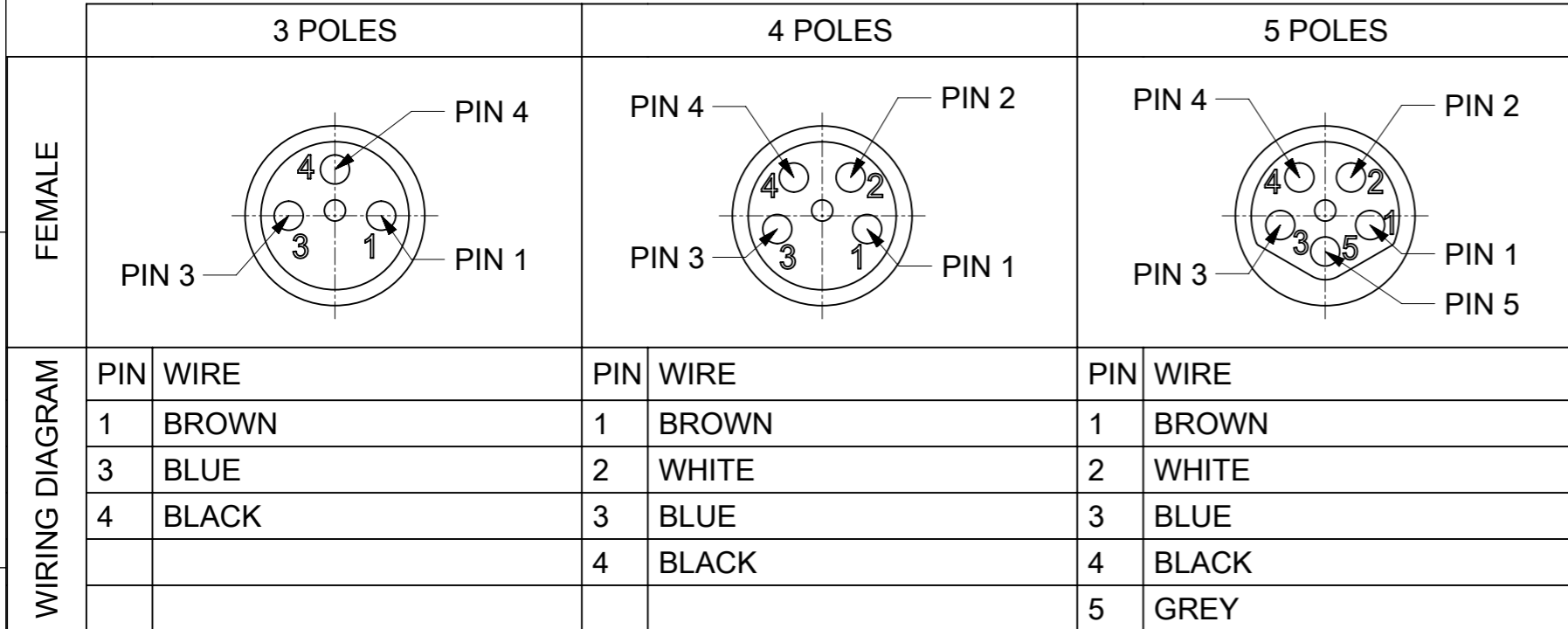
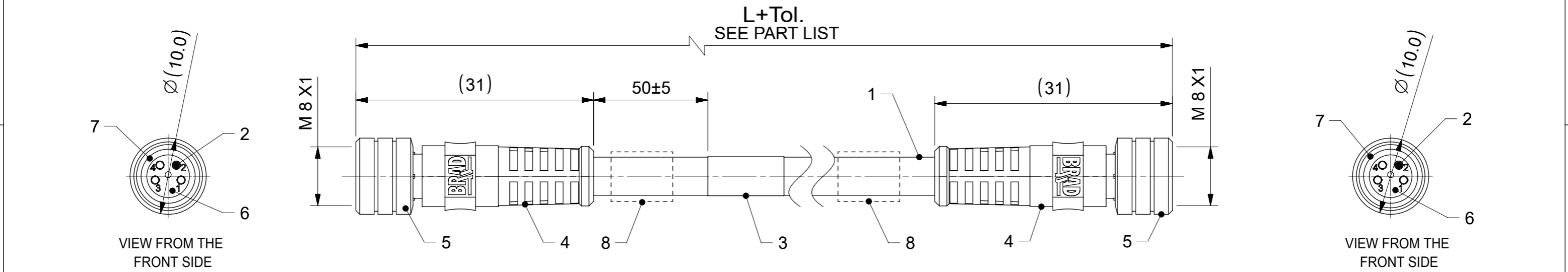


M8 FEMALE VIEWS FROM THE FRONT SIDE



SCALE 1:1



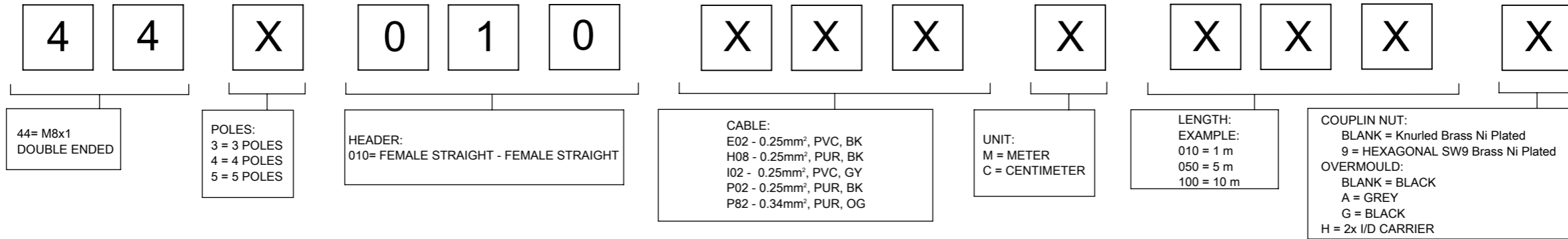
- NOTES:**
1. RATED VOLTAGE: 3 POLE 60V AC/DC
4 and 5 POLE 30V AC/DC
 2. CURRENT RATING: 3A
 3. PROTECTION CLASS: IP 67
 4. PART LIST - SEE SHEET 3

BOM

ITEM	QTY.	DESCRIPTION	MATERIAL	FINISH/COLOR
1	-	CABLE	SEE CABLE LIST	SEE CABLE LIST
2	6 / 8 / 10	FEMALE CONTACT	BRASS	SELECTIVE GOLD OVER NICKEL
3	1	LABEL	VINYL	YELLOW
		PRINTING FOR CABLES Ixx		
4	-	OVERMOLD	SEE MATRIX	SEE MATRIX
5	2	COUPLING NUT	SEE MATRIX	SEE MATRIX
6	2	FEMALE INSERT	PUR	BLACK
7	2	GASKET	FKM	RED
8	2	ID CARRIER (SEE MATRIX)	PVC	TRANSPARENT

FUNCTIONAL SYMBOLS	THIS DRAWING CONTAINS INFORMATION THAT IS PROPRIETARY TO MOLEX ELECTRONIC TECHNOLOGIES, LLC AND SHOULD NOT BE USED WITHOUT WRITTEN PERMISSION	CURRENT REV DESC: SALES DRAWING RELEASE		molex		
	FUNCTIONAL DIMENSION UNITS	SCALE	CSE M8 M8 XP FE STR FE STR XM			
	mm	2:1	PRODUCT CUSTOMER DRAWING			
	GENERAL TOLERANCES (UNLESS SPECIFIED)		EC NO: 723564		DOCUMENT NUMBER	
ANGULAR TOL ± 1.0°		DRWN: AKABADI		1200878342		
4 PLACES ±		2022/09/16		DOC TYPE DOC PART REVISION		
3 PLACES ± 0.05		CHK'D: THAERT		PSD 000 A		
2 PLACES ± 0.3		APPR: THAERT		2022/10/06		
1 PLACE ± 0.5		INITIAL REVISION:		MATERIAL NUMBER		
0 PLACES ±		DRWN: AKABADI		CUSTOMER		
DRAFT WHERE APPLICABLE MUST REMAIN WITHIN DIMENSIONS		2022/09/16		SEE PART LIST		
THIRD ANGLE PROJECTION		2022/10/06		GENERAL MARKET		
DRAWING		SERIES		SHEET NUMBER		
A3-SIZE		120087		1 OF 3		

PART No MATRIX



CABLE LIST

3P	4P	5P	CABLE TYPE	CABLE P/N	DESCRIPTION	MATERIAL	FINISH/COLOR	UL	CSA	STATIC: TEMP. / BENDING RADIUS	DYNAMIC: TEMP. / BENDING RADIUS	DRAG CHAIN
X			E02	1202090013	CABLE PVC BLK 3X0.25MM UL/CSA, O.D. 4.60mm	PVC	BLACK	UL 2464/1729	C22.2 I/II A/B 80°C/300V	-30°C to +80°C, >10xO.D.	-10°C to +80°C, >15xO.D.	-
	X			1202090020	CABLE PVC BLK 4X0.25MM(UL/CSA), O.D. 4.90mm							
		X		1202094466	CABLE PVC BLK 5X0.25MM(UL/CSA), O.D. 5.30mm							
X			H08	1202090015	CABLE PUR BLK 3X0.25MM-LSOH UL, O.D. 4.10mm	PUR	BLACK	UL 21198/10493	C22.2 I/II A/B 80°C/300V	-40°C to +80°C, >5xO.D.	-25°C to +80°C, >10xO.D.	2 000 000 cycles at 20°C, Temp. range +5°C to +60°C
	X			1202090019	CABLE PUR BLK 4X0.25MM-LSOH UL, O.D. 4.40mm							
		X		1202094476	CABLE PUR BLK 5X0.25MM-LSOH UL, O.D. 4.70mm							
X			I02	1202090016	CABLE CEI GREY DC 3 X 0.25mm, O.D. 4.50mm	PVC	GREY	-	-	-30°C to +70°C	-5°C to +70°C	-
	X			1202090965	CABLE CEI GREY DC 4 X 0.25MM, O.D. 4.80mm							
X			P02	1202090014	CABLE PUR/PVC BLK 3X0.25MM, O.D. 4.70mm	PUR	BLACK	-	-	-30°C to +80°C, >7xO.D.	-5°C to +80°C, >15xO.D.	-
	X			1202090018	CABLE PUR/PVC BLK 4X0.25MM, O.D. 4.80mm							
		X		1202094463	CABLE PUR/PVC BLK 5X0.25MM, O.D. 5.00mm							
X			P82	1202090007	CABLE IRR PUR ORGE DC 3X0.34MM, O.D. 5.10mm	PUR	ORANGE	-	-	-50°C to +105°C, >5xO.D.	-40°C to +105°C, >7.5xO.D.	-
	X			1202090008	4X0.34MM;CABLE;IRR;PUR;ORGE;DC, O.D. 5.10mm							
		X		1202090009	CABLE;IRR;PUR;ORGE;4X0.34;1X.5, O.D. 5.70mm							

CABLE LENGTH TOLERANCES

OVER [mm]	UP TO AND INCLUDING [mm]	TOLERANCES [mm]
0	305	+19
305	915	+45
915	1830	+56
1830	3660	+89
3660	7320	+165
7320	14640	+317
14640	30500	+610
30500	>	+2% OF FINISHED LENGTH

FUNCTIONAL SYMBOLS	THIS DRAWING CONTAINS INFORMATION THAT IS PROPRIETARY TO MOLEX ELECTRONIC TECHNOLOGIES, LLC AND SHOULD NOT BE USED WITHOUT WRITTEN PERMISSION	CURRENT REV DESC: SALES DRAWING RELEASE		molex																											
	<table border="1"> <tr> <th>FUNCTIONAL SYMBOLS</th> <th>DIMENSION UNITS</th> <th>SCALE</th> </tr> <tr> <td>$\nabla/A = 0$</td> <td>mm</td> <td>1:1</td> </tr> <tr> <td>$\nabla/E = 0$</td> <td colspan="2">GENERAL TOLERANCES (UNLESS SPECIFIED)</td> </tr> <tr> <td>$\nabla/P = 0$</td> <td colspan="2">ANGULAR TOL ± 1.0°</td> </tr> </table>	FUNCTIONAL SYMBOLS	DIMENSION UNITS				SCALE	$\nabla/A = 0$	mm	1:1	$\nabla/E = 0$	GENERAL TOLERANCES (UNLESS SPECIFIED)		$\nabla/P = 0$	ANGULAR TOL ± 1.0°		<table border="1"> <tr> <td>EC NO: 723564</td> <td>2022/09/16</td> </tr> <tr> <td>DRWN: AKABADI</td> <td>2022/10/06</td> </tr> <tr> <td>CHK'D: THAERDT</td> <td>2022/10/06</td> </tr> <tr> <td>APPR: THAERDT</td> <td>2022/10/06</td> </tr> </table>		EC NO: 723564	2022/09/16	DRWN: AKABADI	2022/10/06	CHK'D: THAERDT	2022/10/06	APPR: THAERDT	2022/10/06	CSE M8 M8 XP FE STR FE STR XM				
FUNCTIONAL SYMBOLS	DIMENSION UNITS	SCALE																													
$\nabla/A = 0$	mm	1:1																													
$\nabla/E = 0$	GENERAL TOLERANCES (UNLESS SPECIFIED)																														
$\nabla/P = 0$	ANGULAR TOL ± 1.0°																														
EC NO: 723564	2022/09/16																														
DRWN: AKABADI	2022/10/06																														
CHK'D: THAERDT	2022/10/06																														
APPR: THAERDT	2022/10/06																														
DIVISIONAL SYMBOLS	<table border="1"> <tr> <th>DIVISIONAL SYMBOLS</th> <th>PLACES</th> <th>TOLERANCE</th> </tr> <tr> <td>$\nabla/A = 0$</td> <td>4 PLACES</td> <td>±</td> </tr> <tr> <td>$\nabla/E = 0$</td> <td>3 PLACES</td> <td>± 0.05</td> </tr> <tr> <td>$\nabla/P = 0$</td> <td>2 PLACES</td> <td>± 0.3</td> </tr> <tr> <td></td> <td>1 PLACE</td> <td>± 0.5</td> </tr> <tr> <td></td> <td>0 PLACES</td> <td>±</td> </tr> </table>		DIVISIONAL SYMBOLS	PLACES	TOLERANCE	$\nabla/A = 0$	4 PLACES	±	$\nabla/E = 0$	3 PLACES	± 0.05	$\nabla/P = 0$	2 PLACES	± 0.3		1 PLACE	± 0.5		0 PLACES	±	<table border="1"> <tr> <td>INITIAL REVISION:</td> <td>2022/09/16</td> </tr> <tr> <td>DRWN: AKABADI</td> <td>2022/10/06</td> </tr> <tr> <td>APPR: THAERDT</td> <td>2022/10/06</td> </tr> </table>		INITIAL REVISION:	2022/09/16	DRWN: AKABADI	2022/10/06	APPR: THAERDT	2022/10/06	PRODUCT CUSTOMER DRAWING		
DIVISIONAL SYMBOLS	PLACES	TOLERANCE																													
$\nabla/A = 0$	4 PLACES	±																													
$\nabla/E = 0$	3 PLACES	± 0.05																													
$\nabla/P = 0$	2 PLACES	± 0.3																													
	1 PLACE	± 0.5																													
	0 PLACES	±																													
INITIAL REVISION:	2022/09/16																														
DRWN: AKABADI	2022/10/06																														
APPR: THAERDT	2022/10/06																														
DRAFT WHERE APPLICABLE MUST REMAIN WITHIN DIMENSIONS		THIRD ANGLE PROJECTION	DRAWING	SERIES	MATERIAL NUMBER	CUSTOMER	SHEET NUMBER																								
			A3-SIZE	120087	SEE PART LIST	GENERAL MARKET	2 OF 3																								

PART LIST

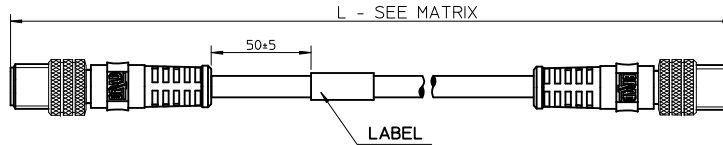
No.	MOLEX PN	ENGINEERING No	L+Tol. [mm]
1	1200868383	443010E02M012G	1200 +56
2	1200868384	443010P02M012	1200 +56
3	1200878030	444010E02M120	12000 +317
4	1200878144	444010H08M002	200 +19
5	1200878145	444010H08M020	2000 +89
6	1200878269	443010P02M012G	1200 +56
7	1200878342	444010P02M020	2000 +89
8	1200878343	444010P02M050	5000 +165
9	1200878344	444010P02M070	7000 +165
10	1200878345	444010P02M100	10000 +317
11	1200878546	444010P02M002	200 +19
12	1200878552	444010P02M150	15000 +610
13	1200878553	444010P02M200	20000 +610
14	1200878836	444010E02M041	4100 +165
15	1200878839	444010E02M039	3900 +165
16	1200878840	444010E02M021	2100 +89
17	1200879089	444010H08M011	1100 +56

FUNCTIONAL SYMBOLS	THIS DRAWING CONTAINS INFORMATION THAT IS PROPRIETARY TO MOLEX ELECTRONIC TECHNOLOGIES, LLC AND SHOULD NOT BE USED WITHOUT WRITTEN PERMISSION		
	$\nabla_A = 0$ $\nabla_B = 0$ $\nabla_C = 0$	DIMENSION UNITS mm	SCALE 1:1
DIVISIONAL SYMBOLS	GENERAL TOLERANCES (UNLESS SPECIFIED)		EC NO: 723564 DRWN: AKABADI 2022/09/16 CHK'D: THAERDT 2022/10/06 APPR: THAERDT 2022/10/06 INITIAL REVISION: DRWN: AKABADI 2022/09/16 APPR: THAERDT 2022/10/06
	ANGULAR TOL ± 1.0 °		
	4 PLACES	±	
	3 PLACES	± 0.05	
	2 PLACES	± 0.3	
1 PLACE	± 0.5		
0 PLACES	±		
DRAFT WHERE APPLICABLE MUST REMAIN WITHIN DIMENSIONS		THIRD ANGLE PROJECTION	DRAWING A3-SIZE
		SERIES	MATERIAL NUMBER 120087
		CUSTOMER	DOCUMENT NUMBER 1200878342
			DOC TYPE PSD
			DOC PART 000
			REVISION A
			SHEET NUMBER 3 OF 3

DOCUMENT STATUS	P1	RELEASE DATE	2022/10/06	06:07:13
-----------------	----	--------------	------------	----------

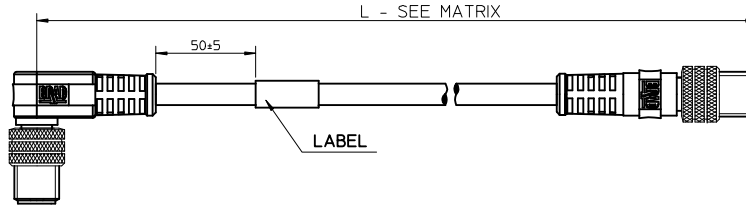
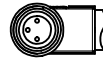
MALE STRAIGHT - MALE STRAIGHT

44X060XXXMXXX



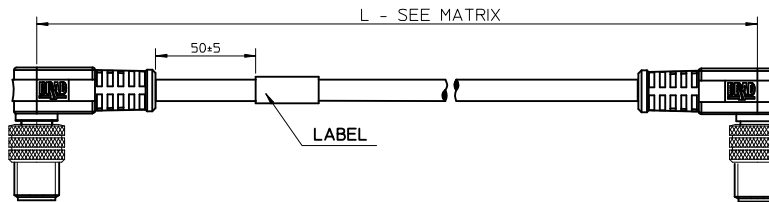
MALE RIGHT ANGLE - MALE STRAIGHT

44X062XXXMXXX



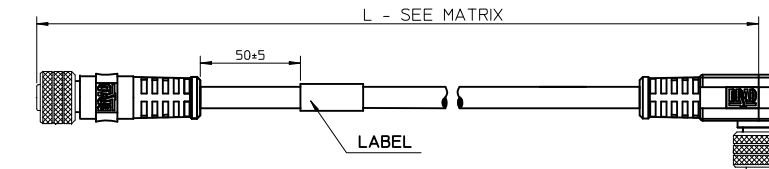
MALE RIGHT ANGLE - MALE RIGHT ANGLE

44X063XXXMXXX



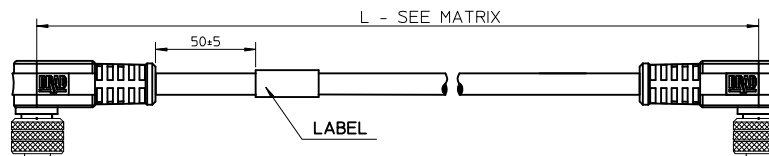
FEMALE STRAIGHT - FEMALE RIGHT ANGLE

44X012XXXMXXX



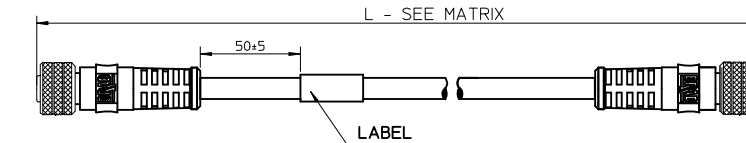
FEMALE RIGHT ANGLE - FEMALE RIGHT ANGLE

44X013XXXMXXX



FEMALE STRAIGHT - FEMALE STRAIGHT

44X010XXXMXXX



M8 FEMALE FACE VIEWS

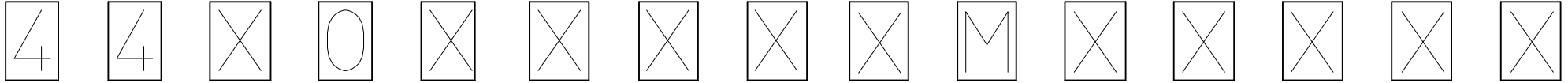
M8 3 POLE		M8 4 POLE		M8 5 POLE	
Pin #.	Wire	Pin #.	Wire	Pin #.	Wire
1	Brown	1	Brown	1	Brown
2	-	2	White	2	White
3	Blue	3	Blue	3	Blue
4	Black	4	Black	4	Black
5	-	5	-	5	Grey

M8 MALE FACE VIEWS

M8 3 POLE		M8 4 POLE		M8 5 POLE	
Pin #.	Wire	Pin #.	Wire	Pin #.	Wire
1	Brown	1	Brown	1	Brown
2	-	2	White	2	White
3	Blue	3	Blue	3	Blue
4	Black	4	Black	4	Black
5	-	5	-	5	Grey

<p>ORIGINAL RELEASE</p> <p>EC NO: IFC2016-0530</p> <p>DRW: MMAJGAT 2015/10/07</p> <p>CHK: APWLAK01 2015/10/07</p> <p>APPR: MIWASIECZKO 2015/11/03</p>	<p>QUALITY SYMBOLS</p> <p>▽=0</p> <p>▽=0</p>	<p>GENERAL TOLERANCES (UNLESS SPECIFIED)</p>		<p>DIMENSION STYLE</p> <p>MM ONLY</p>	<p>SCALE</p> <p>---</p>	<p>DESIGN UNITS</p> <p>METRIC</p>	<p>THIRD ANGLE PROJECTION</p>	
		<p>4 PLACES ± --- ± ---</p> <p>3 PLACES ± --- ± ---</p> <p>2 PLACES ± --- ± ---</p> <p>1 PLACE ± --- ± ---</p> <p>0 PLACE ± --- ± ---</p>	<p>mm</p> <p>INCH</p>	<p>DRAWN BY</p> <p>MMAJGAT</p>	<p>DATE</p> <p>2015/10/07</p>	<p>TITLE</p> <p>CSE XP M8 DOUBLE ENDED</p>		
		<p>ANGULAR ± 1 °</p>		<p>CHECKED BY</p> <p>APWLAK01</p>	<p>DATE</p> <p>2015/10/07</p>	<p>molex</p>		
		<p>DRAFT WHERE APPLICABLE MUST REMAIN WITHIN DIMENSIONS</p>		<p>APPROVED BY</p> <p>MIWASIECZKO</p>	<p>DATE</p> <p>2015/11/03</p>	<p>MATERIAL NO.</p> <p>SEE SHEET 3</p>	<p>DOCUMENT NO.</p> <p>SD-120087-059</p>	<p>SHEET NO.</p> <p>1 OF 3</p>

NUMERICAL CODE:



44 = M8 - M8

Pole:
3 = 3 poles
4 = 4 poles
5 = 5 poles

060 = male straight - male straight
062 = male straight - male right angle
063 = male right angle - male right angle
012 = female straight - female right angle
010 = female straight - female straight
013 = female right angle - female right angle

M = Meter

Length:
Example
020 = 2 m

Table of length tolerances		
Over	Up to and including	Tolerance (+)
0	305	+19
305	915	+45
915	1830	+56
1830	3660	+89
3660	7320	+165
7320	14640	+317
14640	30500	+610
30500	>	+2% of length

E02 = 0,25mm², PVC BLACK
E03 = 0,25mm², PVC BLACK
H69 = 0,2mm², PUR BLACK
P03 = 0,34mm², PUR BLACK
P02 = 0,21mm², PUR BLACK
P70 = 0,21mm², PUR/PVC BLACK
P82 = 0,34mm², PUR ORANGE

H = 2pcs. of I/D Carrier

Couplin Nut:
Blank = KNU
1, 8 = Stainless steel
5 = DERLIN
7 = TEFLON KNU
9 = KNU/HEX

Overmould:
Blank = Black
A = Grey
G = Black
Y = Yellow

ORIGINAL RELEASE EC NO: IFC2016-0530 DRW:MMJGAT 2015/10/07 CHK:APAWLAK01 2015/10/07 APPR:MIWASIECZKO 2015/11/03	QUALITY SYMBOLS ▼=0 ▽=0	GENERAL TOLERANCES (UNLESS SPECIFIED) <table border="1"> <thead> <tr> <th></th> <th>mm</th> <th>INCH</th> </tr> </thead> <tbody> <tr> <td>4 PLACES</td> <td>± ---</td> <td>± ---</td> </tr> <tr> <td>3 PLACES</td> <td>± ---</td> <td>± ---</td> </tr> <tr> <td>2 PLACES</td> <td>± ---</td> <td>± ---</td> </tr> <tr> <td>1 PLACE</td> <td>± ---</td> <td>± ---</td> </tr> <tr> <td>0 PLACE</td> <td>± ---</td> <td>± ---</td> </tr> </tbody> </table>		mm	INCH	4 PLACES	± ---	± ---	3 PLACES	± ---	± ---	2 PLACES	± ---	± ---	1 PLACE	± ---	± ---	0 PLACE	± ---	± ---	DIMENSION STYLE MM ONLY	SCALE ---	DESIGN UNITS METRIC	THIRD ANGLE PROJECTION
		mm	INCH																					
	4 PLACES	± ---	± ---																					
	3 PLACES	± ---	± ---																					
	2 PLACES	± ---	± ---																					
1 PLACE	± ---	± ---																						
0 PLACE	± ---	± ---																						
DESCRIPTION A	MATERIAL NO. SEE SHEET 3	DRAWN BY MMAJGAT	DATE 2015/10/07	TITLE CSE XP M8 DOUBLE ENDED																				
	MATERIAL NO. SD-120087-059	CHECKED BY APAWLAK01	DATE 2015/10/07																					
	MATERIAL NO. SD-120087-059	APPROVED BY MIWASIECZKO	DATE 2015/11/03																					
	DRAFT WHERE APPLICABLE MUST REMAIN WITHIN DIMENSIONS	THIS DRAWING CONTAINS INFORMATION THAT IS PROPRIETARY TO MOLEX INCORPORATED AND SHOULD NOT BE USED WITHOUT WRITTEN PERMISSION																						

TABLE 1

MALE STRAIGHT - MALE STRAIGHT

443D60KXXMXXX

MOLEX PN	ENGINEERING No.
1200878640	443060E02M005
1200878675	443060E02M005H

MALE STRAIGHT - MALE STRAIGHT

444D60KXXMXXX

MOLEX PN	ENGINEERING No.
1200878547	444060P02M002

MALE STRAIGHT - MALE STRAIGHT

445D60KXXMXXX

MOLEX PN	ENGINEERING No.
1200281312	445060P02M018
1200878199	445060P02M006
1200878200	445060P02M030

FEMALE RIGHT ANGLE - FEMALE RIGHT ANGLE

443D13KXXMXXX

MOLEX PN	ENGINEERING No.
1200878270	443013P02C150G
1200878271	443013P02M002G

FEMALE RIGHT ANGLE - FEMALE RIGHT ANGLE

444D13KXXMXXX

MOLEX PN	ENGINEERING No.
1200878835	444013E02M029
1200878838	444013E02M019
1200878842	444013E02M021

FEMALE STRAIGHT - FEMALE STRAIGHT

444D10KXXMXXX

MOLEX PN	ENGINEERING No.
1200878030	444010E02M120
1200878144	444010H08M002
1200878145	444010H08M020
1200878342	444010P02M020
1200878343	444010P02M050
1200878344	444010P02M070
1200878345	444010P02M100
1200878546	444010P02M002
1200878552	444010P02M150
1200878553	444010P02M200
1200878572	444010P70M002
1200878836	444010E02M041
1200878839	444010E02M039
1200878840	444010E02M021

ORIGINAL RELEASE EC NO: IFC2016-0530 DRN: MMAJGAT 2015/10/07 CHK: APWLAK01 2015/10/07 APPR: MIWASIECZKO 2015/11/03	DESCRIPTION REV	QUALITY SYMBOLS ▽=0 ▽=0	GENERAL TOLERANCES (UNLESS SPECIFIED)		DIMENSION STYLE MM ONLY		SCALE ---	DESIGN UNITS METRIC	THIRD ANGLE PROJECTION				
				mm INCH	DRAWN BY MMAJGAT	DATE 2015/10/07	TITLE CSE XP M8 DOUBLE ENDED						
				4 PLACES ± --- ± --- 3 PLACES ± --- ± --- 2 PLACES ± --- ± --- 1 PLACE ± --- ± --- 0 PLACE ± --- ± ---			CHECKED BY APWLAK01	DATE 2015/10/07					
				ANGULAR ± 1 °		MATERIAL NO. SEE TABLE 1		APPROVED BY MIWASIECZKO		DATE 2015/11/03	DOCUMENT NO. SD-120087-059		SHEET NO. 3 OF 3
DRAFT WHERE APPLICABLE MUST REMAIN WITHIN DIMENSIONS			THIS DRAWING CONTAINS INFORMATION THAT IS PROPRIETARY TO MOLEX INCORPORATED AND SHOULD NOT BE USED WITHOUT WRITTEN PERMISSION										