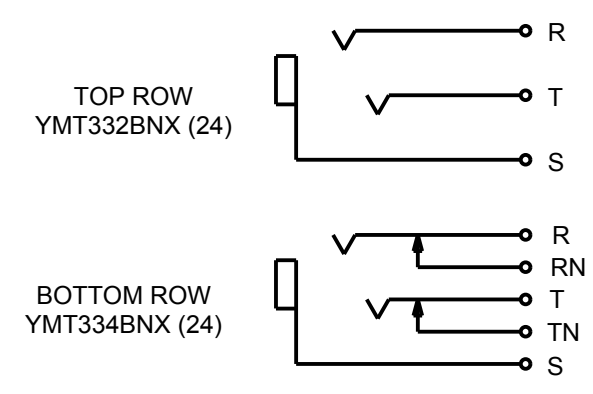
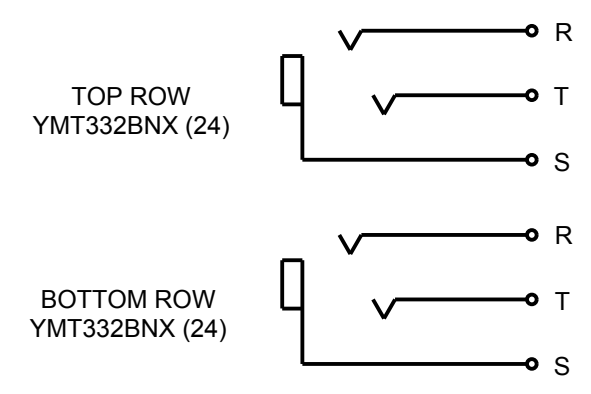


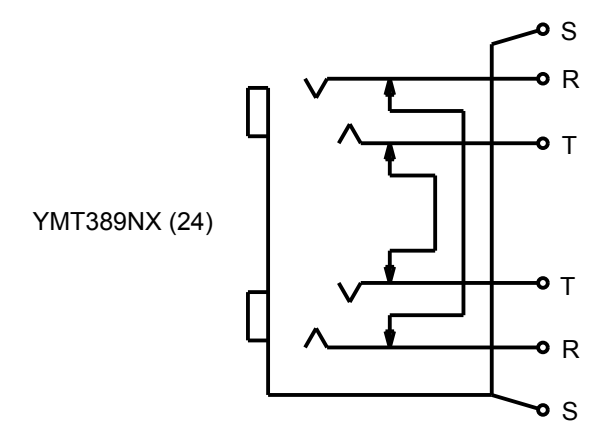
MT48FNX
SCHEMATIC



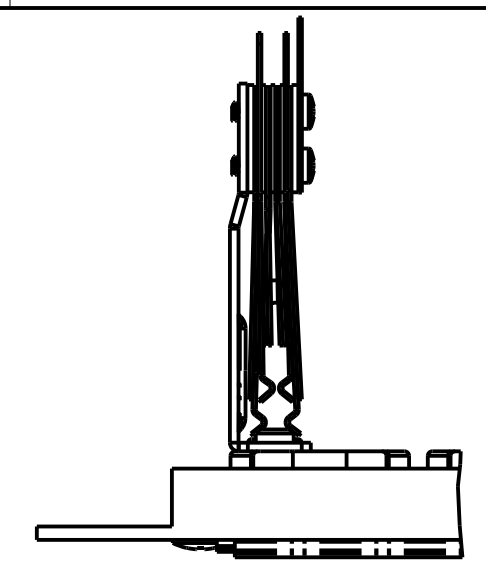
MT48HNX
SCHEMATIC



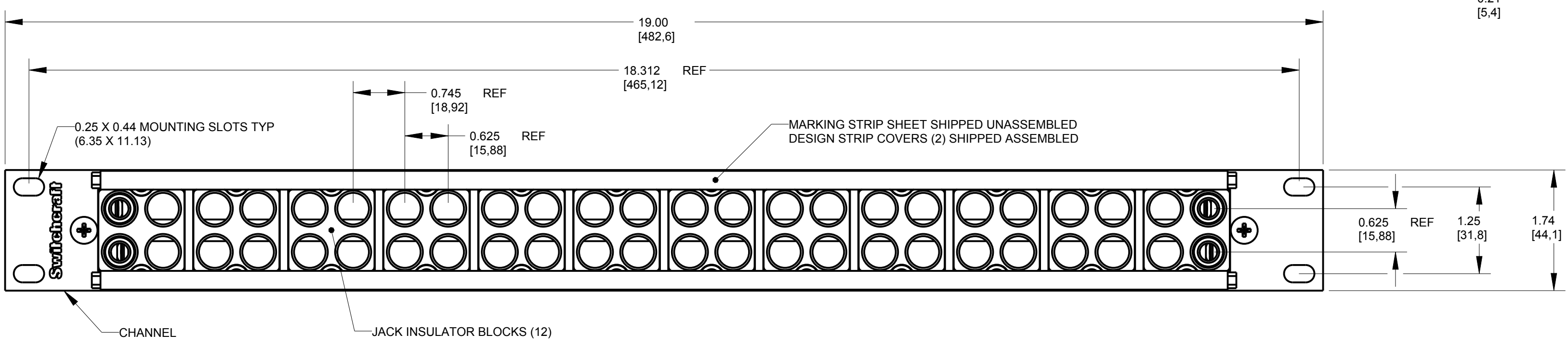
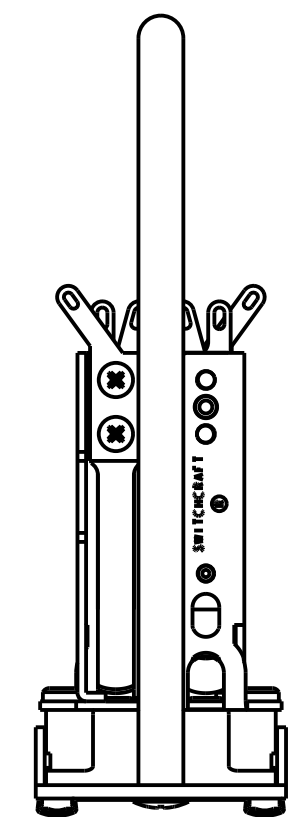
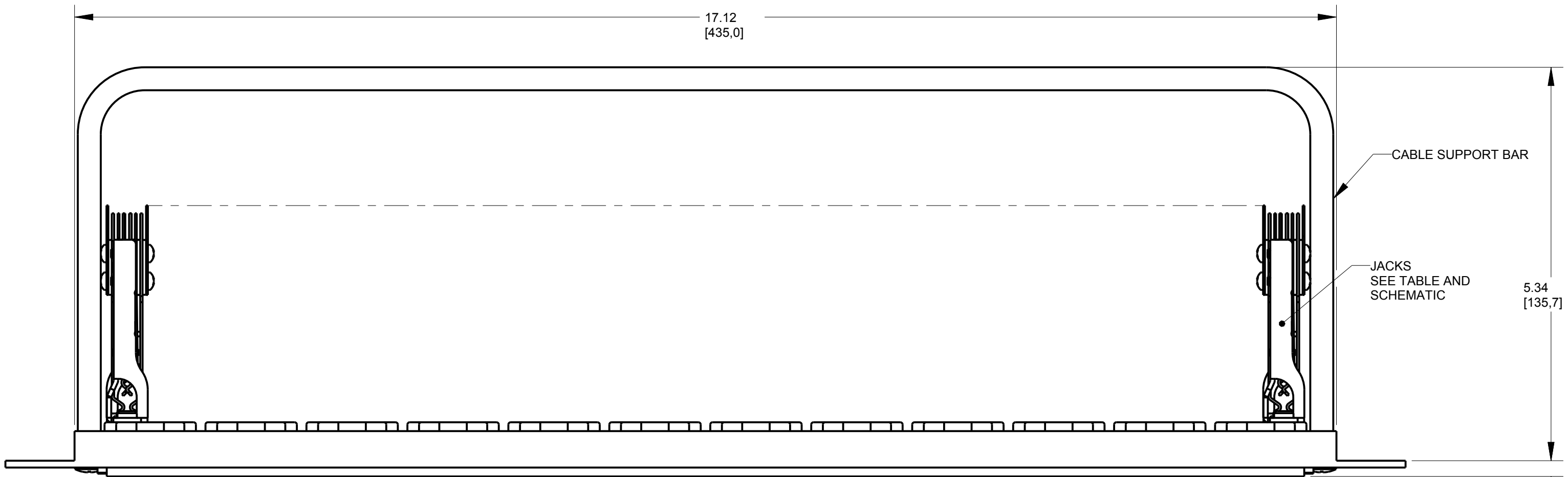
MT48NNX
SCHEMATIC



MT48NSX
SCHEMATIC



MT48NSX
JACK ORIENTATION



NOTES:
1. MATERIALS:
CHANNEL - ALUMINUM, BLACK ANODIZED
CABLE SUPPORT BAR - STEEL, BLACK EPOXY PAINT
JACK INSULATOR BLOCKS - THERMOPLASTIC, BLACK
JACK FRAME - STEEL, NICKEL PLATED
JACK BUSHING - COPPER ALLOY, NICKEL PLATED
2. THESE PRODUCTS ARE RoHS COMPLIANT.

PART NUMBER	TYPE	JACKS
MT48X	PANEL ONLY	NONE
MT48FNX	FULL NORMALS OUT	YMT334BNX (48)
MT48HNX	HALF NORMALS	TOP ROW YMT332BNX (24) BOTTOM ROW YMT334BNX (24)
MT48NNX	NO NORMALS	YMT332BNX (48)
MT48NSX	NORMALS STRAPPED	YMT389NX (24)

REV	ECO NUMBER	DATE	BY	APVD
B	27953	10/11/17	PC	TJK
A	25559	2/7/13	TO	TJK

★ STAR SYMBOL DENOTES CRITICAL DIMENSION
UNLESS OTHERWISE SPECIFIED
1. ALL DIMENSIONS IN INCHES
- TWO PLACE DECIMALS ±0.01
- THREE PLACE DECIMALS ±0.005
- ANGLES ±1°
- ALL DIA. CONCENTRIC WITHIN 0.005 T.I.R.
2. FEATURES ON THE SAME CENTERLINE MUST BE ALIGNED WITHIN ±0.002
3. REMOVE ALL BURRS
DO NOT SCALE DRAWING

CUSTOMER DRAWING

THIS DRAWING DESCRIBES A DESIGN CONSIDERED PROPRIETARY IN NATURE, DEVELOPED AND MANUFACTURED BY SWITCHCRAFT INC. AND IS RELEASED ON A CONFIDENTIAL BASIS FOR IDENTIFICATION PURPOSES ONLY.

SIZE	WIDTH	MULT	LBS/M	TEMPER
FINISH		MATERIAL		
SPEC No.		SPEC No.		
FIRST USED ON		SCALE		
		3:4		
DATE DRAWN	BY	CHKD	APVD	
07-Feb-13	TO	TO	TJK	
		2-7-13		
NAME		PART No.		REV
PATCHBAY		1 RU, 2X24 1/4" JACKS, RoHS		B
		MT48 X SERIES		

SHEET 1 OF 1