

HDP24-24-31PT-L015 ✓ ACTIVE

DEUTSCH | DEUTSCH HD, DEUTSCH HDP

TE Internal #: HDP24-24-31PT-L015

Housing for Male Terminals, Wire-to-Wire, 31 Position, Sealable, Black, Wire & Cable, Power & Signal, Panel Mount, -67 – 257 °F [-55 – 125 °C]

[View on TE.com >](#)



Connectors > Automotive Connectors > Automotive Housings > DEUTSCH HDP20 Housings



Connector & Housing Type: **Housing for Male Terminals**

Mating Pin Diameter: **1.59 mm [.063 in]**

Connector System: **Wire-to-Wire**

Number of Positions: **31**

Sealable: **Yes**

[All DEUTSCH HDP20 Housings \(324\)](#)

Features

Product Type Features

| | |
|-----------------------------------|----------------------------|
| Connector Shape | Circular |
| Connector & Housing Type | Housing for Male Terminals |
| Connector System | Wire-to-Wire |
| Sealable | Yes |
| Hybrid Connector | No |
| Primary Locking Feature | Contact Retainer |
| Connector & Contact Terminates To | Wire & Cable |

Configuration Features

| | |
|------------------------|------------------|
| Blank Cavity Position | 0 |
| Connector Modification | Threaded Adapter |
| Connector Seal Code | T Seal |
| Number of Positions | 31 |

Electrical Characteristics

| | |
|------------------------------|------------------|
| Operating Voltage | 250 VAC |
| Nominal Voltage Architecture | 12 V, 24 V, 48 V |

Body Features

| | |
|-----------------------|-------|
| Cable Exit Angle | 180° |
| Primary Product Color | Black |

Contact Features

| | |
|------------------------------|------------------|
| Contact Size | Size 16 |
| Contact Type | Pin |
| Mating Pin Diameter | 1.59 mm[.063 in] |
| Contact Current Rating (Max) | 13 A |

Mechanical Attachment

| | |
|-----------------------------|------------------|
| Terminal Position Assurance | No |
| Strain Relief | Add By Accessory |
| Mating Alignment Type | Guide Post |
| Mating Alignment | With |
| Connector Mounting Type | Panel Mount |

Housing Features

| | |
|------------------|-------|
| Housing Material | PA GF |
|------------------|-------|

Dimensions

| | |
|-----------------------------------|--------------------------------|
| Connector Height | 47.63 mm[1.875 in] |
| Product Width | 50.8 mm[2 in] |
| Product Length | 58.67 mm[2.31 in] |
| Accepts Insulation Diameter Range | 2.23 – 2.69 mm[.088 – .106 in] |

Usage Conditions

| | |
|-----------------------------|----------------------------|
| Operating Temperature (Max) | 125 °C[257 °F] |
| Operating Temperature Range | -55 – 125 °C[-67 – 257 °F] |

Operation/Application

| | |
|---------------------|----------------|
| Circuit Application | Power & Signal |
|---------------------|----------------|

Industry Standards

| | |
|------------------------|------------------------------------|
| Degree of Protection | IP67 |
| UL Flammability Rating | 20mm Flame Test per Standard UL-94 |



Packaging Features

| | |
|------------------|-----|
| Packaging Method | Box |
|------------------|-----|

Other

| | |
|--------------------------------------|-----|
| Serviceable | Yes |
| Connector Position Assurance Capable | No |

Product Compliance

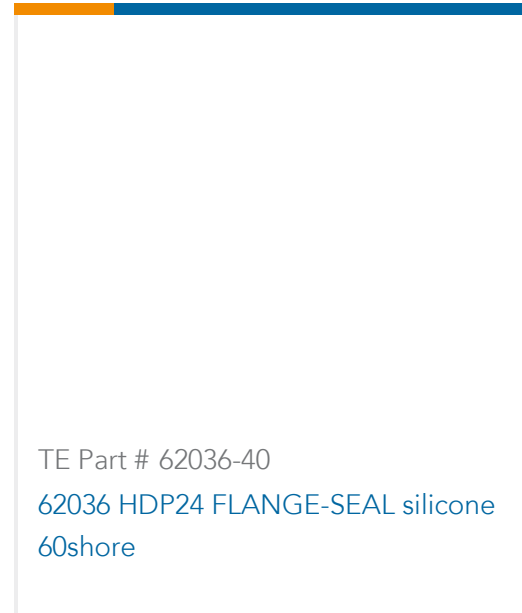
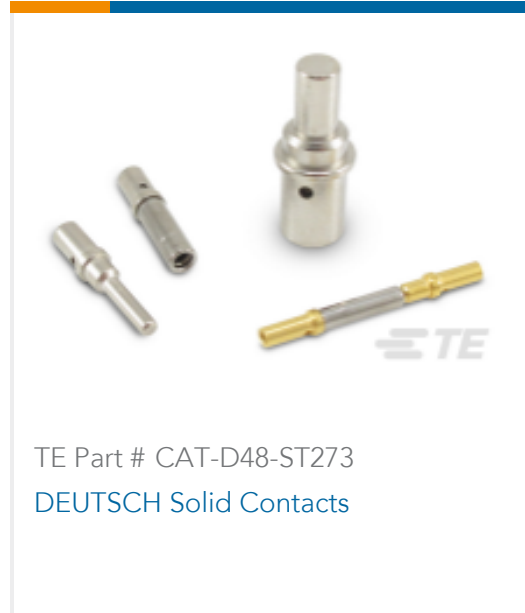
[For compliance documentation, visit the product page on TE.com>](#)

| | |
|---|---|
| EU RoHS Directive 2011/65/EU | Compliant |
| EU ELV Directive 2000/53/EC | Compliant |
| China RoHS 2 Directive MIIT Order No 32, 2016 | No Restricted Materials Above Threshold |
| EU REACH Regulation (EC) No. 1907/2006 | Current ECHA Candidate List: JAN 2023 (233) Candidate List Declared Against: JAN 2023 (233) Does not contain REACH SVHC |
| Halogen Content | Not Low Halogen - contains Br or Cl > 900 ppm. |
| Solder Process Capability | Not reviewed for solder process capability |

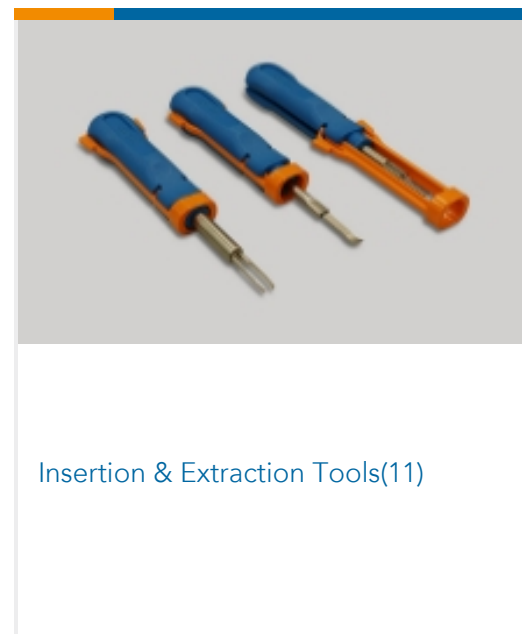
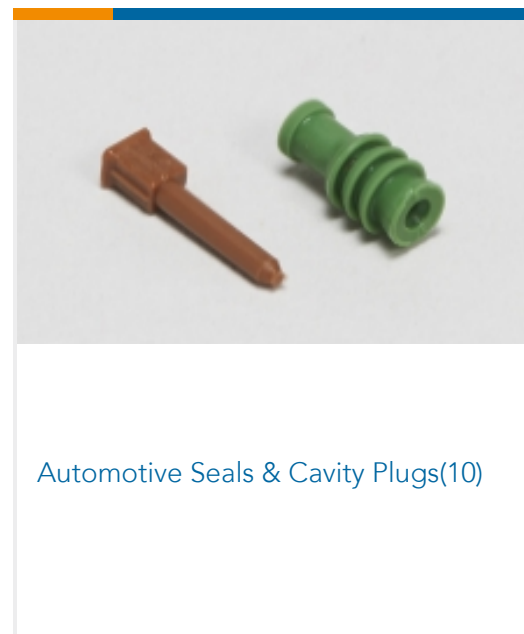
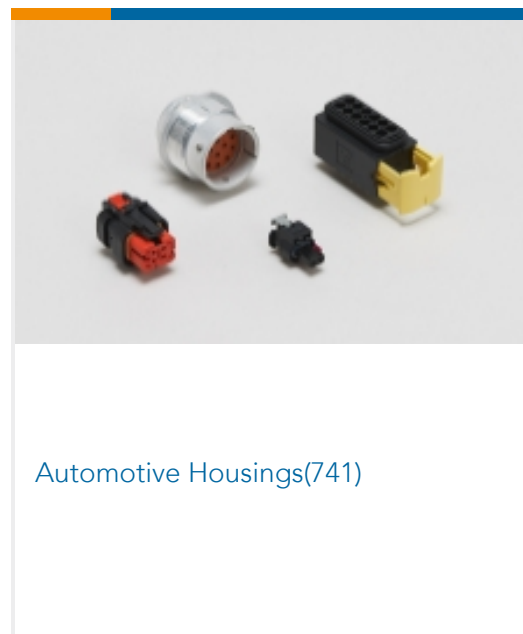

Product Compliance Disclaimer

This information is provided based on reasonable inquiry of our suppliers and represents our current actual knowledge based on the information they provided. This information is subject to change. The part numbers that TE has identified as EU RoHS compliant have a maximum concentration of 0.1% by weight in homogenous materials for lead, hexavalent chromium, mercury, PBB, PBDE, DBP, BBP, DEHP, DIBP, and 0.01% for cadmium, or qualify for an exemption to these limits as defined in the Annexes of Directive 2011/65/EU (RoHS2). Finished electrical and electronic equipment products will be CE marked as required by Directive 2011/65/EU. Components may not be CE marked. Additionally, the part numbers that TE has identified as EU ELV compliant have a maximum concentration of 0.1% by weight in homogenous materials for lead, hexavalent chromium, and mercury, and 0.01% for cadmium, or qualify for an exemption to these limits as defined in the Annexes of Directive 2000/53/EC (ELV). Regarding the REACH Regulation, the information TE provides on SVHC in articles for this part number is based on the latest European Chemicals Agency (ECHA) 'Guidance on requirements for substances in articles' posted at this URL: <https://echa.europa.eu/guidance-documents/guidance-on-reach>

Compatible Parts




Also in the Series | **DEUTSCH HD**





Other Automotive Connector Accessories(11)



PCB Headers & Receptacles(1)

Also in the Series | **DEUTSCH HDP**



Automotive Connector Caps & Covers (12)



Automotive Housings(331)



Automotive Seals & Cavity Plugs(1)



Insertion & Extraction Tools(11)



Other Automotive Connector Accessories(5)

Customers Also Bought



TE Part #DT04-12PA-P016
REC, 12P, GRY, BUSBAR 1X12, GOLD, A




TE Part #HDP26-24-31ST-L015
DEUTSCH HDP20 Housings



TE Part #M902-2164
BKSHL, 6SZ, CBL SZ .570-.710, HD10



TE Part #TAA751A5501-020
M12A5-MS-PUR-2.0M



TE Part #TAA755A5501-001
M12A5-MS-FS-PUR-0.5M



TE Part #8-55846-2
22-18 PRE-INSUL SEALED TERM R



TE Part #DRC16-24SAE-P013
PLG, 24P, BLK, E, SEAL BOND, A



Documents

Product Drawings

[REC, 31P, BLK, T, THD, 16, P](#)

English

CAD Files

[3D PDF](#)

3D

Customer View Model

[ENG_CVM_CVM_HDP24-24-31PT-L015_C.2d_dxf.zip](#)

English

Customer View Model

[ENG_CVM_CVM_HDP24-24-31PT-L015_C.3d_igs.zip](#)

English

Customer View Model

[ENG_CVM_CVM_HDP24-24-31PT-L015_C.3d_stp.zip](#)

English

By downloading the CAD file I accept and agree to the [Terms and Conditions](#) of use.

Product Specifications

[Application Specification](#)

English

Agency Approvals

[UL Report](#)

English