

MCO 1,5/ 4-G1L-3,5 KMGY


Order No.: 2278364

The illustration shows the 5-pos. version

<http://eshop.phoenixcontact.de/phoenix/treeViewClick.do?UID=2278364>

Header, Nominal current: 8 A, Rated voltage (III/2): 160 V, Number of positions: 4, Pitch: 3.5 mm, Color: light gray, Assembly: Soldering, Article with lateral pin exit

Commercial data

GTIN (EAN)	
sales group	F057
Pack	50 pcs.
Customs tariff	85366990
Catalog page information	Page 180 (CC-2009)

Product notes

WEEE/RoHS-compliant since:
05/09/2007

<http://www.download.phoenixcontact.com>
Please note that the data given here has been taken from the online catalog. For comprehensive information and data, please refer to the user documentation. The General Terms and Conditions of Use apply to Internet downloads.

Technical data

Dimensions / positions

Pitch	3.5 mm
Dimension a	10.5 mm
Number of positions	4
Pin dimensions	0,8 x 0,8 mm

Hole diameter	1.2 mm
Technical data	
Range of articles	MCO 1,5/..-G1L
Insulating material group	I
Rated surge voltage (III/3)	2.5 kV
Rated surge voltage (III/2)	2.5 kV
Rated surge voltage (II/2)	2.5 kV
Rated voltage (III/2)	160 V
Rated voltage (II/2)	320 V
Nominal current I_N	8 A
Nominal voltage U_N	160 V
Maximum load current	8 A
Insulating material	PA
Inflammability class acc. to UL 94	V0
Nominal voltage, UL/CUL Use Group B	300 V
Nominal current, UL/CUL Use Group B	8 A
Nominal voltage, UL/CUL Use Group D	300 V
Nominal current, UL/CUL Use Group D	8 A

Certificates / Approvals



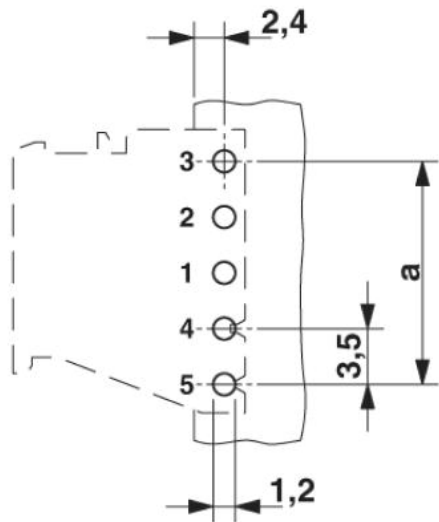
Certification CUL, UL

Accessories

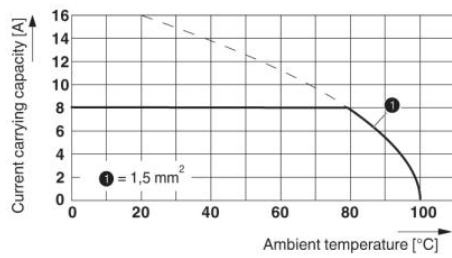
Item	Designation	Description
General		
2199618	CR MSTBO-G1	Coding section

Diagrams/Drawings

Drilling plan/solder pad geometry



Diagram



Derating curve for: MC 1,5/...-ST-3,5 with MCO 1,5/...-G1L(R)-3,5 KMGY

Address

PHOENIX CONTACT Inc., USA
586 Fulling Mill Road
Middletown, PA 17057, USA
Phone (800) 888-7388
Fax (717) 944-1625
<http://www.phoenixcon.com>



© 2011 Phoenix Contact
Technical modifications reserved;