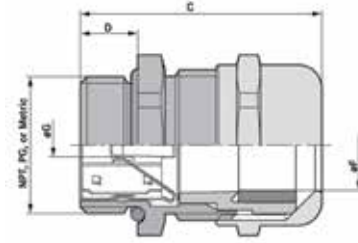


SKINTOP® MS-SC

Nickel-plated strain relief for EMC applications with NPT, PG & metric thread




SKINTOP® MS-SC is uniquely designed to address EMI concerns with its simplified grounding feature. In a few easy steps the cable is grounded, strain relieved, and sealed from moisture and dust in accordance with IP68. The cable glands' contact springs establish a continuous electrical path from the shield of the cable to the equipment ground, creating a secure shield connection.

Application advantage

- Optimal EMC protection
- Suitable for braid-shielded cable
- Minimal assembly steps
- The contact springs' unique design can accept cable diameters with wide dimensional tolerances
- Available in both standard and long length threads for heavy wall applications

Approvals: NPT



Approvals: PG

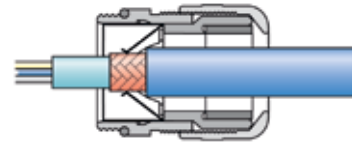


Approvals: metric

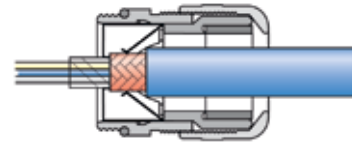


Assembly instructions

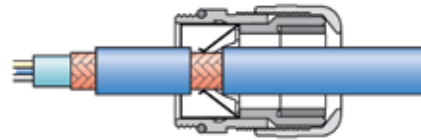
for standard contacting



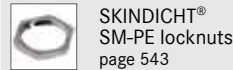
for thin wires without an inner sheath



when routing cable screen to another connection



Complete the installation



Technical data

Material:

- body: nickel-plated brass
- insert: polyamide
- bushing: CR
- O-ring: NBR

Temperature range:

- static: -40°C to +100°C
- dynamic: -25°C to +100°C

Locknuts:

- PG & metric: add SKINDICHT® SM-PE, page 543

IP Protection:

- metric: IP69
- NPT & metric: NEMA 1, 4X, 6, 12

If not otherwise specified, all values relating to the product are nominal values. Photographs are not to scale and are not true representations of the products in question.

SKINTOP® MS-SC NPT

Part number	Thread	Clamping range (øF)		Wrenching flats (SW) in	Overall length (C) in	Thread length (D) in	Min ø above braiding in	Pack size
		in	mm					
Standard								
53112910	NPT 3/8"	0.177 - 0.394	4.5 - 10	0.788	1.564	0.591	0.158	100
53112920	NPT 1/2"	0.276 - 0.512	7 - 13	0.945	1.674	0.591	0.197	50
53112930	NPT 3/4"	0.354 - 0.669	9 - 17	1.142	1.753	0.591	0.296	25
53112940	NPT 1"	0.433 - 0.827	11 - 21	1.418	1.930	0.591	0.355	25
53112950	NPT 1 1/4"	0.748 - 1.103	19 - 28	1.773	2.264	0.669	0.591	10
53112960	NPT 1 1/2"	1.063 - 1.379	27 - 35	2.127	2.423	0.669	0.827	5

SKINTOP® MS-SC & MS-SCL

Part number	Thread	Clamping range (øF)		Wrenching flats (SW) in	Overall length (C) in	Thread length (D) in	Min ø above braiding in	Pack size
		in	mm					
Standard								
53112210	PG 9	0.118 - 0.315	3 - 8	0.669	1.142	0.236	0.158	50
53112220	PG 11	0.157 - 0.394	4 - 10	0.787	1.260	0.236	0.158	50
53112230	PG 13	0.197 - 0.472	5 - 12	0.866	1.339	0.256	0.158	25
53112240	PG 16	0.315 - 0.551	8 - 14	0.945	1.378	0.256	0.236	25
53112250	PG 21	0.433 - 0.709	11 - 18	1.181	1.575	0.276	0.315	25
53112260	PG 29	0.630 - 0.985	16 - 25	1.575	1.890	0.315	0.512	10
53112270	PG 36	0.748 - 1.260	19 - 32	1.969	2.441	0.591	0.630	5
Long thread								
53112310	PG 9	0.118 - 0.315	3 - 8	0.669	1.378	0.472	0.158	50
53112320	PG 11	0.157 - 0.394	4 - 10	0.787	1.496	0.472	0.158	50
53112330	PG 13	0.197 - 0.472	5 - 12	0.866	1.555	0.472	0.158	25
53112340	PG 16	0.315 - 0.551	8 - 14	0.945	1.594	0.472	0.236	25
53112350	PG 21	0.433 - 0.709	11 - 18	1.181	1.772	0.472	0.315	25
53112360	PG 29	0.630 - 0.985	16 - 25	1.575	2.047	0.591	0.512	10

SKINTOP® MS-M-SC & MS-M-SCL

Part number	Thread	Clamping range (øF)		Wrenching flats (SW) in	Overall length (C) in	Thread length (D) in	Min ø above braiding in	Pack size
		in	mm					
Standard								
53112610	M12 x 1.5	0.137 - 0.276	3.5 - 7	0.630	1.043	0.256	0.079	50
53112620	M16 x 1.5	0.177 - 0.354	4.5 - 9	0.788	1.299	0.276	0.158	50
53112630	M20 x 1.5	0.276 - 0.512	7 - 13	0.945	1.457	0.315	0.197	25
53112640	M25 x 1.5	0.354 - 0.669	9 - 17	1.142	1.516	0.315	0.296	25
53112650	M32 x 1.5	0.433 - 0.827	11 - 21	1.418	1.791	0.354	0.355	25
53112660	M40 x 1.5	0.748 - 1.103	19 - 28	1.773	1.890	0.354	0.591	10
53112670	M50 x 1.5	1.063 - 1.379	27 - 35	2.127	2.185	0.394	0.827	5
Long thread								
53112615	M12 x 1.5	0.137 - 0.276	3.5 - 7	0.630	1.260	0.472	0.039	50
53112625	M16 x 1.5	0.177 - 0.354	4.5 - 9	0.788	1.496	0.472	0.158	50
53112635	M20 x 1.5	0.276 - 0.512	7 - 13	0.945	1.614	0.472	0.197	25
53112645	M25 x 1.5	0.354 - 0.669	9 - 17	1.142	1.673	0.472	0.296	25
53112655	M32 x 1.5	0.433 - 0.827	11 - 21	1.418	2.028	0.591	0.355	25
53112665	M40 x 1.5	0.748 - 1.103	19 - 28	1.773	2.126	0.591	0.591	10
53112675	M50 x 1.5	1.063 - 1.379	27 - 35	2.127	2.382	0.591	0.827	5