



Main

Range of Product	Preventa Safety automation
Product or Component Type	Safe output expansion module
Device short name	XPSMCM
Electrical Connection	Screw terminal
[Us] rated supply voltage	24 V - 20...20 % DC
Number of inputs	2 digital external device monitoring
Number of outputs	2 safety outputs OSSD contactor/drive connection 2 configurable diagnostic connection
Discrete input type	Isolated
Discrete output type	PNP
Function of module	Monitoring safety actuators discrete output

Complementary

Power Consumption in W	3 W
Power dissipation in W	3 W
Integrated connection type	Backplane expansion bus
Number of terminal blocks	4
Connections - terminals	2 captive screw clamp terminals, removable terminal block 1 captive screw clamp terminals, removable terminal block
Load type	Resistive load
Safety level	Can reach category 4 EN/ISO 13849-1 Can reach PL = e EN/ISO 13849-1 Can reach SIL 3 EN/IEC 61508 SILCL 3 IEC 62061
Quality labels	CE
Discrete input voltage	24 V DC
Discrete output voltage	24 V DC
Discrete output current	400 mA 100 mA
Output load	60 Ohm
Local signalling	1 LED green PWR power ON 1 LED green RUN RUN (status) 1 LED red E IN internal error 1 LED red E EX external error 2 LEDs orange ADDR node address 2 LEDs green/red OUT output status 2 LEDs yellow RST restart signal 2 LEDs yellow STATUS output status
Cable cross section	0.00...0.00 In ² (0.2...1.5 mm ²) - AWG 24...AWG 16 flexible without cable end 0.00...0.00 In ² (0.2...2.5 mm ²) - AWG 24...AWG 14 flexible without cable end 0.00...0.00 In ² (0.25...1 mm ²) - AWG 23...AWG 18 flexible with cable end, without bezel 0.00...0.00 In ² (0.25...2.5 mm ²) - AWG 23...AWG 14 flexible with cable end, with bezel 0.00...0.00 In ² (0.25...2.5 mm ²) - AWG 23...AWG 14 flexible with cable end, without bezel 0.00...0.00 In ² (0.5...1.5 mm ²) - AWG 20...AWG 16 flexible with cable end, with double bezel 0.00...0.00 In ² (0.2...1 mm ²) - AWG 24...AWG 18 solid without cable end 0.00...0.00 in ² (0.2...2.5 mm ²) - AWG 24...AWG 14 solid without cable end
Mounting support	Omega 35 mm DIN rail EN 50022
Depth	0.89 in (22.5 mm)

The information provided in this documentation contains general descriptions and/or technical characteristics of the performance of the products contained herein. This documentation is not intended as a substitute for and is not to be used for determining suitability or reliability of these products for specific user applications. It is the duty of any such user or integrator to perform the appropriate and complete risk analysis, evaluation and testing of the products with respect to the relevant specific application or use thereof. Neither Schneider Electric Industries SAS nor any of its affiliates or subsidiaries shall be responsible or liable for misuse of the information contained herein.

Height	3.90 in (99 mm)
Width	4.51 in (114.5 mm)
Net Weight	0.51 lb(US) (0.23 kg)

Environment

Standards	EN/ISO 13849-1 EN/IEC 61800-5-1 IEC 62061 EN/IEC 61508
Product Certifications	TÜV CULus RCM
IP degree of protection	IP20 enclosure)
Ambient air temperature for operation	14...131 °F (-10...55 °C)
Ambient air temperature for storage	-4...185 °F (-20...85 °C)
Relative Humidity	10...95 %
Pollution degree	2
[Uimp] rated impulse withstand voltage	4 kV EN/IEC 61800-5-1
Safety reliability data	DC > 99 % MTTFd < 100 years high PFHd = 3.16E-9 1/h
Insulation	250 V AC between power supply and housing EN/IEC 61800-5-1
Overvoltage category	II
Electromagnetic compatibility	Electrostatic discharge immunity test 6 kV on contact) EN/IEC 61000-4-2 Electrostatic discharge immunity test 20 kV on air) EN/IEC 61000-4-2 Susceptibility to electromagnetic fields 10 V/m 80...1000 MHz) EN/IEC 61000-4-3 Susceptibility to electromagnetic fields 30 V/m 1.4 GHz...2 GHz) EN/IEC 61000-4-3
Vibration resistance	+/-0.35 mm 10...55 Hz)EN/IEC 61496-1
Shock resistance	10 gn 16 ms) 1000 shocks on each axis EN/IEC 61496-1
Service Life	20 year(s)

Ordering and shipping details

Category	22477 - SAFETY MODULES (PREVENTA)
Discount Schedule	SAF2
GTIN	3606480748646
Nbr. of units in pkg.	1
Package weight(Lbs)	7.76 oz (220 g)
Returnability	No
Country of origin	IT

Packing Units

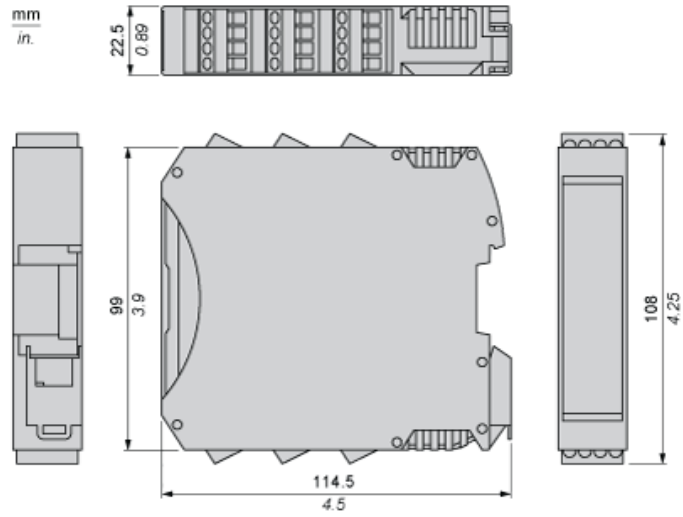
Unit Type of Package 1	PCE
Package 1 Height	1.65 in (4.2 cm)
Package 1 width	6.38 in (16.2 cm)
Package 1 Length	4.88 in (12.4 cm)
Unit Type of Package 2	S03
Number of Units in Package 2	26
Package 2 Weight	13.55 lb(US) (6.147 kg)
Package 2 Height	11.81 in (30 cm)
Package 2 width	11.81 in (30 cm)
Package 2 Length	15.75 in (40 cm)

Offer Sustainability

Sustainable offer status	Green Premium product
California proposition 65	WARNING: This product can expose you to chemicals including: Lead and lead compounds, which is known to the State of California to cause cancer and birth defects or other reproductive harm. For more information go to www.P65Warnings.ca.gov
REACH Regulation	REACH Declaration
REACH free of SVHC	Yes
EU RoHS Directive	Pro-active compliance (Product out of EU RoHS legal scope) EU RoHS Declaration
Mercury free	Yes
RoHS exemption information	Yes
China RoHS Regulation	China RoHS Declaration
Environmental Disclosure	Product Environmental Profile
Circularity Profile	End Of Life Information
WEEE	The product must be disposed on European Union markets following specific waste collection and never end up in rubbish bins.
PVC free	Yes


Dimensions

Screw Terminal



Mounting Safety Controller CPU with Module(s)

Mount BackPlane Connector on Rail



- 1 : Connect as much Backplane Connector as module to be install.
- 2 : Fix the connectors to the rail (Top first).

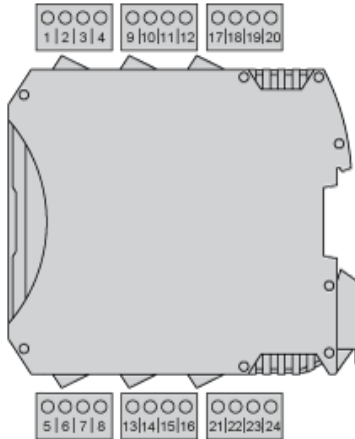
Mount Safety Controller CPU with Other Module(s)



- 1 : Mount controller CPU and modules on rail.
- 2 : Make sure that the controller CPU or the module(s) are plugged on the BackPlane connector.

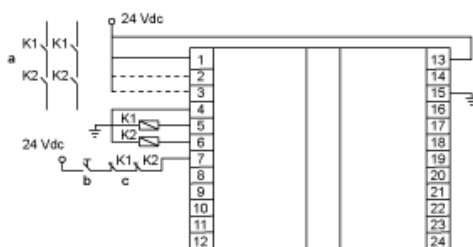
Wiring

Terminal Designation



Terminal	Description
1	24 Vdc power supply
2	Node selection
3	
4	0 Vdc power supply
5	Static output 1
6	
7	Feedback/Restart 1
8	Condition of outputs 1A/1B
9	Static output 2
10	
11	Feedback/Restart 2
12	Condition of outputs 2A/2B
13	24 Vdc power supply
14	-
15	0 Vdc power supply
16	-

Wiring Example



- a : Contractors
- b : Restart
- c : Feedback