
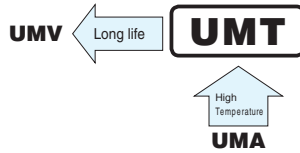


UMT

5mmL, Wide Temperature Range



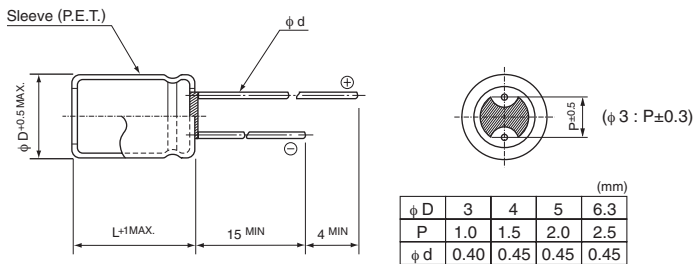
- Wide temperature range of -55 to +105°C, with 5mm height.
- Compliant to the RoHS directive (2011/65/EU, (EU)2015/863).



Specifications

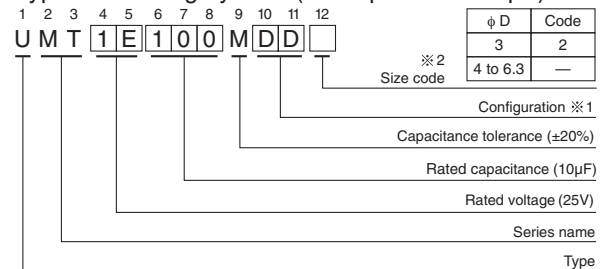
Item	Performance Characteristics								
Category Temperature Range	-55 to +105°C								
Voltage Range	4 to 50V								
Rated Capacitance Range	1 to 100μF								
Rated Capacitance Tolerance	±20% at 120Hz, 20°C								
Leakage Current	After 2 minutes' application of rated voltage at 20°C, leakage current is not more than 0.01CV or 3 (μA), whichever is greater.								
Tangent of loss angle (tan δ)	Measurement frequency : 120Hz at 20°C								
	Rated voltage (V)	4	6.3	10	16	25	35	50	Figures in () are for φ 3 product.
tan δ (MAX.)	0.37	0.28	0.24	0.20	0.16	0.13 (0.14)	0.12 (0.14)		
Stability at Low Temperature	Measurement frequency : 120Hz								
	Rated voltage (V)		4	6.3	10	16	25	35	50
	Impedance ratio (MAX.)	Z-25°C / Z+20°C	6	3	3	2	2	2	2
Z-40°C / Z+20°C		12	8	5	4	3	3	3	
Endurance	The specifications listed at right shall be met when the capacitors are restored to 20°C after the rated voltage is applied for 1000 hours at 105°C.								
	Capacitance change	Within ±25% of the initial capacitance value (φ 3mm unit, and ≤ 16V) Within ±20% of the initial capacitance value (≥ 25V)							
	tan δ	200% or less than the initial specified value							
Shelf Life	Leakage current								
	Less than or equal to the initial specified value								
Shelf Life	After storing the capacitors under no load at 105°C for 1000 hours and then performing voltage treatment based on JIS C 5101-4 clause 4.1 at 20°C, they shall meet the specified values for the endurance characteristics listed above.								
Marking	Printed with white color letter on black sleeve.								

Radial Lead Type



• Please refer to page 18 about the end seal configuration.

Type numbering system (Example : 25V 10μF)



※1 Configuration

φ D	Pb-free leadwire Pb-free PET sleeve
3	CD
4 to 6.3	DD

※2 For φ 3mm unit, place size code of 2 to 12th digit.

Frequency coefficient of rated ripple current

Frequency	50 Hz	120 Hz	300 Hz	1 kHz	10 kHz or more
Coefficient	0.70	1.00	1.17	1.36	1.50

• Dimension table in next page.

UMT

■ Dimensions

Rated Voltage (V) (code)	Rated Capacitance (μF)	Case Size φD×L (mm)	tan δ	Leakage Current (μA) (at 20°C after 2 minutes)	Rated Ripple (mArms) (105°C/120Hz)	Part Number
4 (0G)	22	4×5	0.37	3	22	UMT0G220MDD
	33	5×5	0.37	3	30	UMT0G330MDD
	47	5×5	0.37	3	36	UMT0G470MDD
	100	6.3×5	0.37	4	60	UMT0G101MDD
6.3 (0J)	22	4×5	0.28	3	22	UMT0J220MDD
	33	5×5	0.28	3	30	UMT0J330MDD
	47	5×5	0.28	3	36	UMT0J470MDD
	100	6.3×5	0.28	6.3	60	UMT0J101MDD
10 (1A)	22	5×5	0.24	3	27	UMT1A220MDD
	33	5×5	0.24	3.3	35	UMT1A330MDD
	47	6.3×5	0.24	4.7	46	UMT1A470MDD
16 (1C)	10	4×5	0.20	3	18	UMT1C100MDD
	10	3×5	0.20	3	14	UMT1C100MCD2
	22	5×5	0.20	3.52	30	UMT1C220MDD
	33	6.3×5	0.20	5.28	40	UMT1C330MDD
	47	6.3×5	0.20	7.52	50	UMT1C470MDD
25 (1E)	4.7	4×5	0.16	3	13	UMT1E4R7MDD
	4.7	3×5	0.16	3	10	UMT1E4R7MCD2
	10	5×5	0.16	3	23	UMT1E100MDD
	22	6.3×5	0.16	5.5	38	UMT1E220MDD
	33	6.3×5	0.16	8.25	48	UMT1E330MDD
35 (1V)	2.2	3×5	0.14	3	7.5	UMT1V2R2MCD2
	3.3	4×5	0.13	3	11	UMT1V3R3MDD
	3.3	3×5	0.14	3	9	UMT1V3R3MCD2
	4.7	4×5	0.13	3	15	UMT1V4R7MDD
	10	5×5	0.13	3.5	25	UMT1V100MDD
	22	6.3×5	0.13	7.7	48	UMT1V220MDD
50 (1H)	1	4×5	0.12	3	6.2	UMT1H010MDD
	1	3×5	0.14	3	5.9	UMT1H010MCD2
	2.2	4×5	0.12	3	11	UMT1H2R2MDD
	2.2	3×5	0.14	3	9	UMT1H2R2MCD2
	3.3	4×5	0.12	3	14	UMT1H3R3MDD
	4.7	5×5	0.12	3	19	UMT1H4R7MDD
	10	6.3×5	0.12	5	30	UMT1H100MDD

For cut leads, formed leads or taped parts, please add the appropriate code after the size code (12th digit).
If there is no size code in the part number, please add size code "1" and then add the appropriate code.

Please refer to page 18, 19 about the formed or taped product spec.
Please refer to page 4 for the minimum order quantity.