


## Base strip - MCD 1,5/ 8-G1-3,81 - 1843130

Please be informed that the data shown in this PDF Document is generated from our Online Catalog. Please find the complete data in the user's documentation. Our General Terms of Use for Downloads are valid (<http://download.phoenixcontact.com>)



Header, Nominal current: 8 A, Rated voltage (III/2): 160 V, Number of positions: 8, Pitch: 3.81 mm, Color: green, Contact surface: Tin, Assembly: Soldering, In combination with MCV plug components, both an MCVW and an MCVR plug must be used.

The figure shows a 10-position version of the product

### Why buy this product

- Without offset levels, for flush installation on the front of devices
- Plug-in direction parallel to the PCB
- Low-profile double-level pin strips with high contact density



### Key commercial data

Packing unit	1
Minimum order quantity	1
Catalog page	Page 221 (CC-2011)
GTIN	 4 017918 102333
Custom tariff number	85366990
Country of origin	GERMANY

### Technical data

#### Dimensions / positions

Length	21.9 mm
Pitch	3.81 mm
Dimension a	26.67 mm
Number of positions	8
Pin dimensions	0,8 x 0,8 mm
Hole diameter	1.2 mm

#### Technical data

Range of articles	MCD 1,5/...-G1
Insulating material group	I
Rated surge voltage (III/3)	2.5 kV
Rated surge voltage (III/2)	2.5 kV

# Base strip - MCD 1,5/ 8-G1-3,81 - 1843130

## Technical data

### Technical data

Rated surge voltage (II/2)	2.5 kV
Rated voltage (III/2)	160 V
Rated voltage (II/2)	250 V
Connection in acc. with standard	EN-VDE
Nominal current I <sub>N</sub>	8 A
Nominal voltage U <sub>N</sub>	160 V
Maximum load current	8 A
Insulating material	PA
Inflammability class according to UL 94	V0
Color	green
Nominal voltage, UL/CUL Use Group B	300 V
Nominal current, UL/CUL Use Group B	8 A
Nominal voltage, UL/CUL Use Group D	300 V
Nominal current, UL/CUL Use Group D	8 A

## Classifications

### ETIM

ETIM 3.0	EC001121
ETIM 4.0	EC002637
ETIM 5.0	EC002637

### UNSPSC

UNSPSC 11	39121409
UNSPSC 12.01	39121409
UNSPSC 13.2	39121409
UNSPSC 6.01	30211810
UNSPSC 7.0901	39121409

### eCl@ss

eCl@ss 4.0	272607xx
eCl@ss 4.1	27260701
eCl@ss 5.0	27260701
eCl@ss 5.1	27260701
eCl@ss 6.0	27260704
eCl@ss 7.0	27440402

## Approvals

### Approvals

# Base strip - MCD 1,5/ 8-G1-3,81 - 1843130

## Approvals


Approvals


CSA / UL Recognized / VDE Gutachten mit Fertigungsüberwachung / GOST / IECCEB Scheme / cUL Recognized / GOST / cULus Recognized


Ex Approvals

Approvals submitted


## Approval details

CSA 		
	B	D
Nominal current I <sub>N</sub>	8 A	8 A
Nominal voltage U <sub>N</sub>	300 V	300 V

UL Recognized 		
	B	D
Nominal current I <sub>N</sub>	8 A	8 A
Nominal voltage U <sub>N</sub>	300 V	300 V

VDE Gutachten mit Fertigungsüberwachung 	
Nominal current I <sub>N</sub>	8 A
Nominal voltage U <sub>N</sub>	160 V


GOST 	
--	--

IECCEB Scheme 	
Nominal current I <sub>N</sub>	8 A
Nominal voltage U <sub>N</sub>	160 V

# Base strip - MCD 1,5/ 8-G1-3,81 - 1843130

## Approvals

cUL Recognized		
	B	D
Nominal current I <sub>N</sub>	8 A	8 A
Nominal voltage U <sub>N</sub>	300 V	300 V



## Accessories

### Accessories

### Marking

Marker cards - SK 3,81/2,8:FORTL.ZAHLEN - 0804109



Marker cards, Card, white, labeled, Horizontal: Consecutive numbers 1 - 10, 11 - 20, etc. up to 91 - (99)100, Mounting type: Adhesive, For terminal block width: 3.81 mm

### Plug/Adapter

Coding profile - CP-MSTB - 1734634

Keying profile, is inserted into the slot on the plug or inverted header, red insulating material



### Additional products

Printed-circuit board connector - MC 1,5/ 8-ST-3,81 - 1803633




Plug component, Nominal current: 8 A, Rated voltage (III/2): 160 V, Number of positions: 8, Pitch: 3.81 mm, Connection method: Screw connection, Color: green, Contact surface: Tin

## Base strip - MCD 1,5/ 8-G1-3,81 - 1843130

### Accessories

---

Printed-circuit board connector - QC 0,5/ 8-ST-3,81 - 1897458



Plug component, Nominal current: 6 A, Rated voltage (III/2): 200 V, Number of positions: 8, Pitch: 3.81 mm, Connection method: Insulation displacement connection QUICKON, Color: green, Contact surface: Tin

---

Base strip - IMCV 1,5/ 8-G-3,81 - 1875483



Header, Nominal current: 8 A, Rated voltage (III/2): 160 V, Number of positions: 8, Pitch: 3.81 mm, Color: green, Contact surface: Tin, Assembly: Soldering

---

Base strip - IMC 1,5/ 8-G-3,81 - 1862632



Header, Nominal current: 8 A, Rated voltage (III/2): 160 V, Number of positions: 8, Pitch: 3.81 mm, Color: green, Contact surface: Tin, Assembly: Soldering

---

Printed-circuit board connector - MCVR 1,5/ 8-ST-3,81 - 1827185



Plug component, Nominal current: 8 A, Rated voltage (III/2): 160 V, Number of positions: 8, Pitch: 3.81 mm, Connection method: Screw connection, Color: green, Contact surface: Tin

---

Printed-circuit board connector - MCC 1/ 8-STZ-3,81 - 1852231




Plug component, Nominal current: 8 A, Rated voltage (III/2): 160 V, Number of positions: 8, Pitch: 3.81 mm, Connection method: Crimp connection, Color: green, Corresponding female crimp contacts with current [A] and conductor cross section range [mm<sup>2</sup>] data: 5A/MCC-MT 0,2-0,35 (1859988); 8A/MCC-MT 0,5-1,0 (1859991)

---

# Base strip - MCD 1,5/ 8-G1-3,81 - 1843130

## Accessories

Printed-circuit board connector - FK-MCP 1,5/ 8-ST-3,81 - 1851106



Plug component, Nominal current: 8 A, Rated voltage (III/2): 160 V, Number of positions: 8, Pitch: 3.81 mm, Connection method: Spring-cage conn., Color: green, Contact surface: Tin

Printed-circuit board connector - FRONT-MC 1,5/ 8-ST-3,81 - 1850725



Plug component, Nominal current: 8 A, Rated voltage (III/2): 160 V, Number of positions: 8, Pitch: 3.81 mm, Connection method: Screw connection, Color: green, Contact surface: Tin

Printed-circuit board connector - MCVW 1,5/ 8-ST-3,81 - 1827033



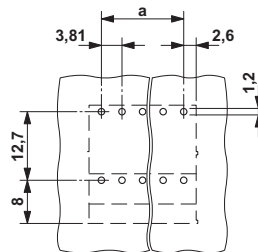
Plug component, Nominal current: 8 A, Rated voltage (III/2): 160 V, Number of positions: 8, Pitch: 3.81 mm, Connection method: Screw connection, Color: green, Contact surface: Tin

## Drawings

Diagram

Drilling diagram

Type: MC 1,5/...-ST-3,81 with MCD 1,5/...-G1-3,81



Dimensioned drawing

