

Junction box - FB2-S1-12SP-T-0-16-00-0-0 - 2316417

Please be informed that the data shown in this PDF Document is generated from our Online Catalog. Please find the complete data in the user's documentation. Our General Terms of Use for Downloads are valid (<http://phoenixcontact.com/download>)



Stainless steel field junction box with 16 ports for use in hazardous locations. Includes 12-spur block device coupler (FB-12SP) for Foundation Fieldbus or PROFIBUS PA, three terminal blocks for trunk cable connection (+, -, S).

Product Description


FF/PA - 12-spur block junction box

Your advantages

- ✓ Connect up to 12 Foundation Fieldbus or PROFIBUS PA field devices
- ✓ Terminator preinstalled
- ✓ Provides current limiting short-circuit protection per spur
- ✓ Single-sided plug configuration eliminates cable bend radius issues



Key Commercial Data

Packing unit	1 pc
GTIN	 4 055626 301754
GTIN	4055626301754

Technical data

Dimensions

Width	355.6 mm
Height	304.8 mm
Depth	127 mm

Ambient conditions

Ambient temperature (operation)	-40 °C ... 70 °C
Ambient temperature (storage/transport)	-40 °C ... 70 °C
Altitude	2000 m
Degree of protection	IP66

General

Net weight	6540 g
------------	--------

Junction box - FB2-S1-12SP-T-0-16-00-0-0 - 2316417

Technical data

General

Housing material	Stainless steel
Color	gray
Conformance	CE-compliant, additionally EN 61326-1

Power supply

Max. current consumption	6.5 mA (No-load)
	680 mA (trunk)

Serial interface

Inductance L_i	4 μ H
Max. output voltage U_o	U_{in} (spur)

Safety data

Input voltage U_i	32 V (IIB (C/D))
Max. output voltage U_o	U_{in} (spur)
Max. output current I_o	56 mA (per spur)
Max. output power P_o	1.792 W
Group	IIC/IIB
Max. external capacity C_o	80 nF
Additional text	per spur
Group	IIC/IIB
Max. external inductivity L_o	0.26 mH
Additional text	per spur
ATEX	DEMKO 16ATEX1704X II 3 G D Ex nA [ic] IIC T4 Gc, Ex nA nC [ic] IIC T4 Gc Ex ic IIC T4 Gc, FISCO ic spurs Ex tc IIIC T135 Dc IP66
IECEX	IECEX UL 16.0079X Ex nA [ic] IIC T4 Gc, Ex nA nC [ic] IIC T4 Gc Ex ic IIC T4 Gc, FISCO ic spurs Ex tc IIIC T135 Dc IP66
Safety-related maximum voltage U_m	17.5 V

Standards and Regulations

Type of test	Corrosive resistance in acc. to ANSI-ISA 71.04-1985 - Severity level G3
Standards/regulations	EN 61326-1
	EN 60079-0
	EN 60079-11
	EN 60079-15
Conformance	CE-compliant, additionally EN 61326-1
Group	IIC/IIB
	IIC/IIB
ATEX	DEMKO 16ATEX1704X II 3 G D Ex nA [ic] IIC T4 Gc, Ex nA nC [ic] IIC T4 Gc Ex ic IIC T4 Gc, FISCO ic spurs Ex tc IIIC T135 Dc IP66

Junction box - FB2-S1-12SP-T-0-16-00-0-0 - 2316417

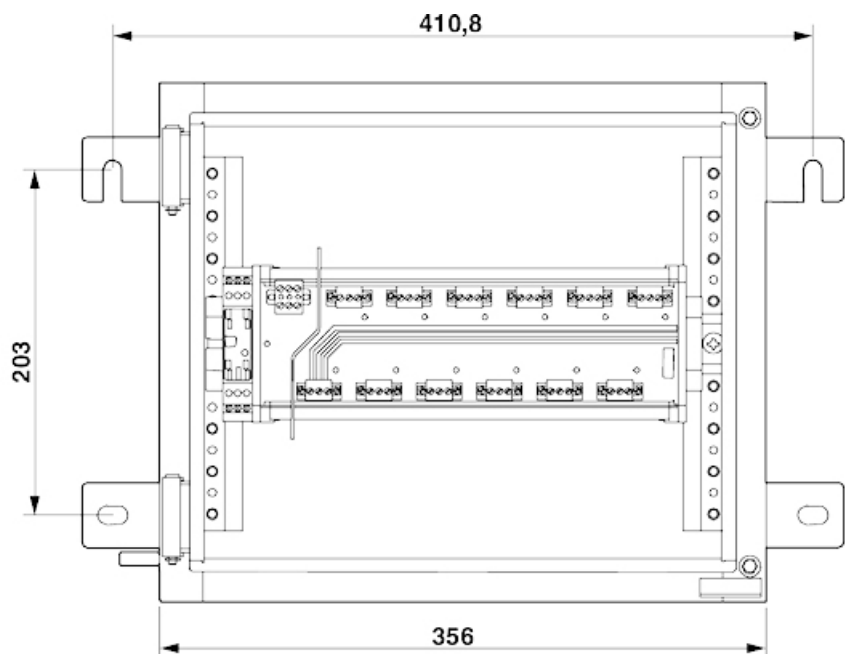

Technical data

Standards and Regulations

IECEX	IECEX UL 16.0079X Ex nA [ic] IIC T4 Gc, Ex nA nC [ic] IIC T4 Gc Ex ic IIC T4 Gc, FISCO ic spurs Ex tc IIIC T135 Dc IP66
UL, USA/Canada	Class I, Zone 2, AEx nA [ic] IIC T4 Gc, AEx nA nC[ic] IIC T4 Gc Entity/ FISCO spurs Class I, Div. 2, Groups A, B, C, D, T4 Class I, Zone 22, AEx tc IIIC T135 Dc IP66

Drawings

Dimensional drawing



Phoenix Contact 2019 © - all rights reserved
<http://www.phoenixcontact.com>

PHOENIX CONTACT GmbH & Co. KG
Flachsmarktstr. 8
32825 Blomberg
Germany
Tel. +49 5235 300
Fax +49 5235 3 41200
<http://www.phoenixcontact.com>