

Series 226E

3.5x2.9mm Compact Tactile Switch

- Surface mount gull-wing terminal configurations
- Compatible with IR reflow and manual soldering



Ordering Information

Series	Terminal Type	Actuating Direction	Actuator Height "L"	Actuator Force	Packaging	Boss	Ground Terminal																																										
226E	M1	S	A	A	R	B	G																																										
<table border="1"> <thead> <tr> <th>Code</th> <th>Spec.</th> </tr> </thead> <tbody> <tr> <td>M1</td> <td>Surface mount gull wing type 1</td> </tr> <tr> <td>M2</td> <td>Surface mount gull wing type 2</td> </tr> </tbody> </table>		Code	Spec.	M1	Surface mount gull wing type 1	M2	Surface mount gull wing type 2	<table border="1"> <thead> <tr> <th>Code</th> <th>Spec.</th> </tr> </thead> <tbody> <tr> <td>S</td> <td>Side</td> </tr> </tbody> </table>		Code	Spec.	S	Side	<table border="1"> <thead> <tr> <th>Code</th> <th>Spec.</th> </tr> </thead> <tbody> <tr> <td>A</td> <td>3.55mm</td> </tr> </tbody> </table>		Code	Spec.	A	3.55mm	<table border="1"> <thead> <tr> <th>Code</th> <th>Spec.</th> </tr> </thead> <tbody> <tr> <td>A</td> <td>160 gf, black</td> </tr> <tr> <td>B</td> <td>220 gf, white</td> </tr> </tbody> </table>		Code	Spec.	A	160 gf, black	B	220 gf, white	<table border="1"> <thead> <tr> <th>Code</th> <th>Spec.</th> </tr> </thead> <tbody> <tr> <td>B</td> <td>With boss (Only for M1 termination, white housing)</td> </tr> <tr> <td>Blank</td> <td>No boss (black Housing)</td> </tr> </tbody> </table>		Code	Spec.	B	With boss (Only for M1 termination, white housing)	Blank	No boss (black Housing)	<table border="1"> <thead> <tr> <th>Code</th> <th>Spec.</th> </tr> </thead> <tbody> <tr> <td>G</td> <td>With ground terminal</td> </tr> <tr> <td>Blank</td> <td>No ground terminal</td> </tr> </tbody> </table>		Code	Spec.	G	With ground terminal	Blank	No ground terminal	<table border="1"> <thead> <tr> <th>Code</th> <th>Spec.</th> </tr> </thead> <tbody> <tr> <td>R</td> <td>Tape & reel packaging</td> </tr> </tbody> </table>		Code	Spec.	R	Tape & reel packaging
Code	Spec.																																																
M1	Surface mount gull wing type 1																																																
M2	Surface mount gull wing type 2																																																
Code	Spec.																																																
S	Side																																																
Code	Spec.																																																
A	3.55mm																																																
Code	Spec.																																																
A	160 gf, black																																																
B	220 gf, white																																																
Code	Spec.																																																
B	With boss (Only for M1 termination, white housing)																																																
Blank	No boss (black Housing)																																																
Code	Spec.																																																
G	With ground terminal																																																
Blank	No ground terminal																																																
Code	Spec.																																																
R	Tape & reel packaging																																																

Notes: Contact CTS for other common features not listed.



Electrical Specifications

Parameter	Conditions & Remarks	Min	Max	Unit
Contact Resistance			500	milliohms
Insulation Resistance	Between insulated terminals	100		Megohms
Dielectric Strength	1 minute between adjacent switches		250	VAC
Nonswitching Rating			50 or 12	mA or VDC

Mechanical and Environmental

Soldering	Maximum reflow temperature, 260°C for 5 seconds Maximum manual temperature, 350°C for 3 seconds
RoHS	Lead-Free. Fully compliant to RoHS Directive 2011/65/EU
Operating Force	160, 220 gf
Actuation Life	1,000,000 cycles
Actuator Strength	2 Kgf maximum
Travel	0.2 mm
Packaging	Standard tape and reel packaging
Operating Temperature Range	-40°C to +85°C
Storage Temperature Range	-40°C to +85°C

Mechanical Specifications

Figure 1 – 226EM1...B, Surface Mount Gull Wing Type 1, With Boss, No Ground Terminal

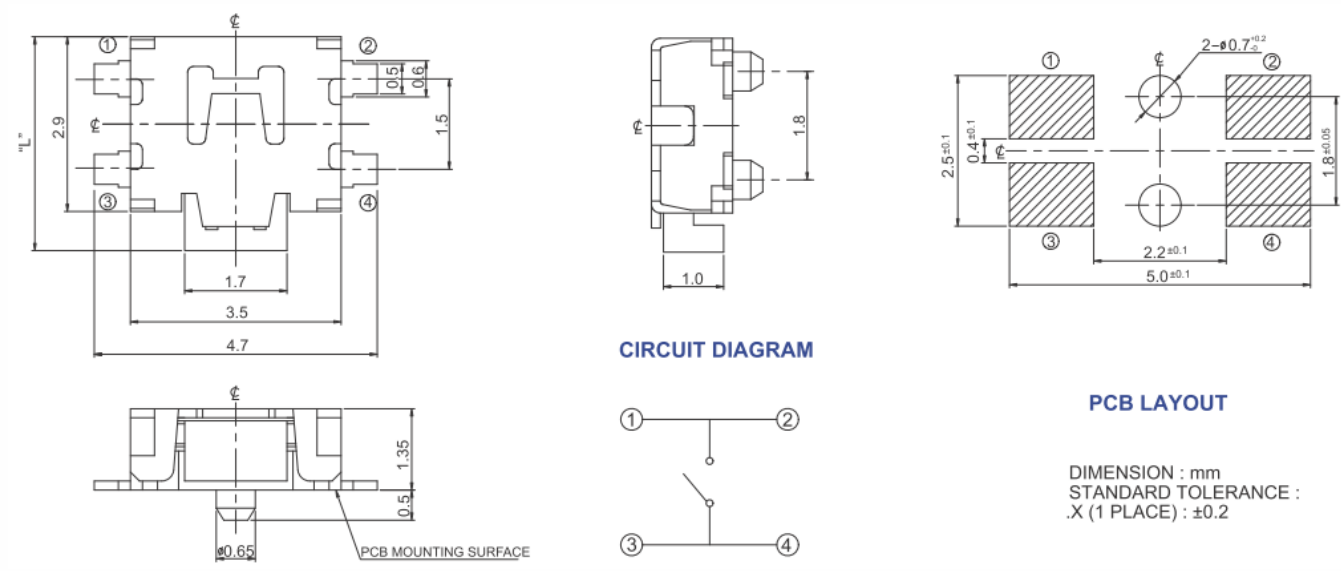


Figure 2 – 226EM2..., Surface Mount Gull Wing Type 2, No Ground Terminal

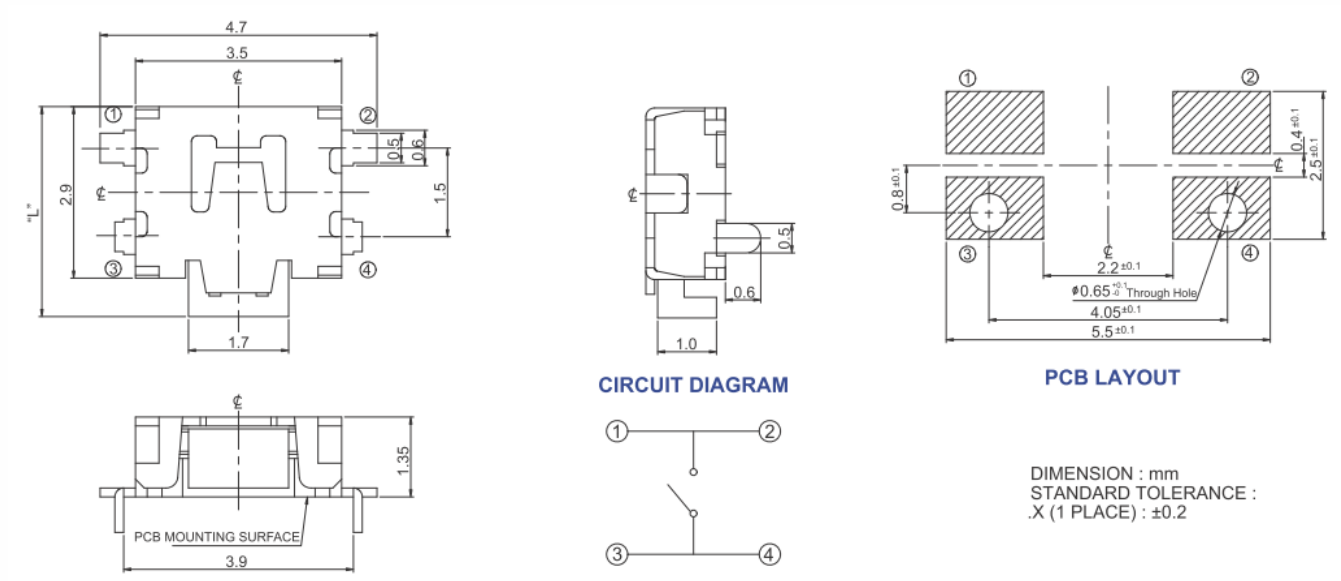


Figure 3 – 226EM1...BG, Surface Mount Gull Wing Type 1, With Boss, With Ground Terminal

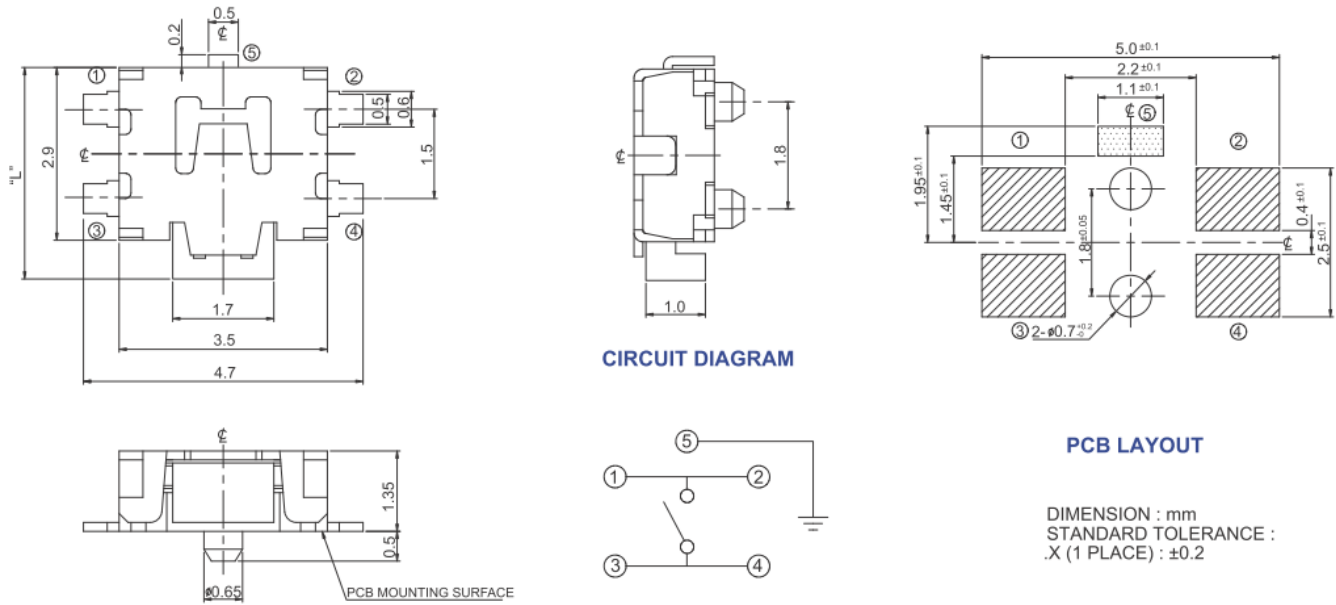
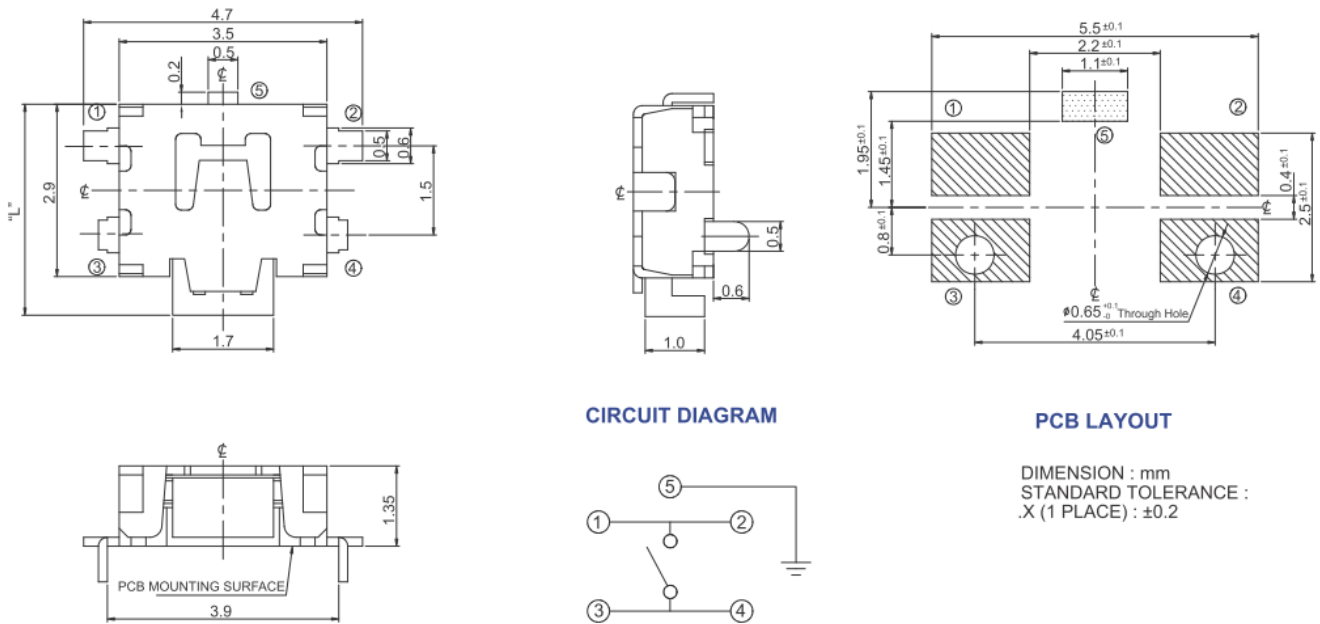


Figure 4 – 226EM2...G, Surface Mount Gull Wing Type 2, With Ground Terminal

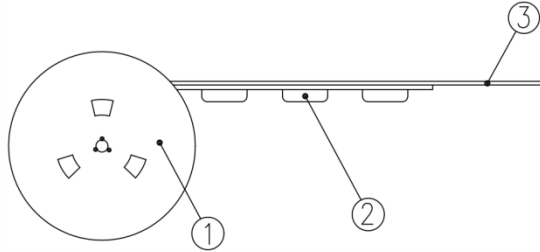


Packing: Tape and Reel

Surface Mount Gull Wing

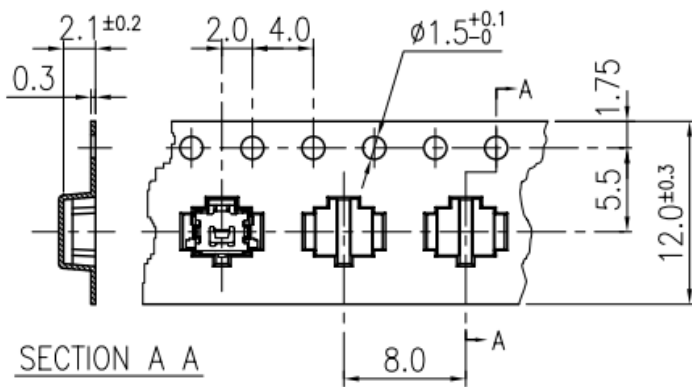
The packing specifications :

Structure and materials :



③	COVER TAPE	POLYESTER
②	CARRIER TAPE	POLYSTYRENE
①	REEL	POLYSTYRENE
NO.	PARTS NAME	MATERIALS

1. Packing quantity : 3,500 pcs/reel
2. More than 10 empty pockets should remain at each end of the carrier tape for each reel.
3. Shortage less than 10 pcs a reel is acceptable but no more than 3 consecutive empty pockets are allowed.
4. Stripping strength of cover tape is between 10 gf to 70 gf and stripping angle should be within 165°~180°.
5. The product in the pocket of carrier tape should be placed in a specified correct position.
6. Tape and reel per EIA-481.
7. Dimensions :



DRAWING DIRECTION →

COVER TAPE

