

## Bus system cable - SAC-4P-50,0-960/MINFS VAL - 1429253

Please be informed that the data shown in this PDF Document is generated from our Online Catalog. Please find the complete data in the user's documentation. Our General Terms of Use for Downloads are valid (<http://download.phoenixcontact.com>)



Bus system cable, FOUNDATION Fieldbus, Foundation Fieldbus, 3-position, PVC, orange RAL 2003, shielded, Free cable end, on Socket straight 7/8"-16UNF, A-coded, Cable length: 50 m



### Key commercial data

Packing unit	1 1
Weight per Piece (excluding packing)	222.22 GRM
Custom tariff number	85444290
Country of origin	Germany

### Technical data

#### Dimensions

Length of cable	50 m
Stripping length of the free conductor end	50 mm

#### Ambient conditions

Ambient temperature (operation)	-40 °C ... 105 °C (Plug / socket)
Degree of protection	IP67

#### General

Rated current at 40°C	5.2 A
Rated voltage	300 V
Number of positions	3
Contact resistance	≤ 5 mΩ
Insulation resistance	≥ 10 MΩ
Coding	A - standard
Signal type/category	FOUNDATION Fieldbus

## Bus system cable - SAC-4P-50,0-960/MINFS VAL - 1429253

### Technical data

#### General

Status display	No
Surge voltage category	II
Pollution degree	2
Torque	0.8 Nm (7/8" connectors)

#### Material

Inflammability class according to UL 94	HB
Contact material	CuZn
Contact surface material	AU
Contact carrier material	PA 66
Material of grip body	TPU
Material, knurls	High-grade steel

#### Cable

Cable type	FOUNDATION Fieldbus orange
Cable type (abbreviation)	960
Cable structure	2xAWG18/7 + 1xAWG20/7
Conductor cross section	2x 0.75 mm <sup>2</sup> (signal line)
	1x 0.5 mm <sup>2</sup> (Drain wire)
AWG signal line	18
Conductor structure signal line	7x 0.40 mm
Core diameter including insulation	2.24 mm ±0.05 mm
Thickness, insulation	0.5 mm (Core insulation)
	1 mm (Outer cable sheath)
Wire colors	Blue, orange
Twisted pairs	2 cores to the pair
Overall twist	One pair with one drain wire and fillers for core
Shielding	Plastic-coated aluminum foil with a drain wire
Optical shield covering	100 %
External sheath, color	orange RAL 2003
External cable diameter	7.42 mm
External cable diameter D	7.5 mm ±0.25 mm
Smallest bending radius, fixed installation	75 mm
Cable weight	56.552 kg/km
Outer sheath, material	PVC
Material conductor insulation	PO (signal line)
Conductor material	Tin-plated Cu litz wires
Conductor resistance	19.2 Ω/km (signal line)

## Bus system cable - SAC-4P-50,0-960/MINFS VAL - 1429253

### Technical data

#### Cable

	26 Ω/km (shield)
Working capacitance	148 nF (core-shield)
	78 nF (core-core)
Wave impedance	100 Ω (At 31.25 kHz)
Signal speed	0.66 c
Nominal voltage, cable	300 V
Special properties	UL standards PLTC-ER and ITC
Flame resistance	UL 1685 (CSA FT 4)
Ambient temperature (operation)	-30 °C ... 105 °C (Cable)

### Classifications

#### eCl@ss

eCl@ss 4.0	27060306
eCl@ss 4.1	27060306
eCl@ss 5.0	27061801
eCl@ss 5.1	27061801
eCl@ss 6.0	27061801
eCl@ss 7.0	27061801
eCl@ss 8.0	27061801

#### ETIM

ETIM 3.0	EC001855
ETIM 4.0	EC001855
ETIM 5.0	EC001855

#### UNSPSC

UNSPSC 6.01	31251501
UNSPSC 7.0901	31251501
UNSPSC 11	31251501
UNSPSC 12.01	31251501
UNSPSC 13.2	31251501

### Approvals

#### Approvals

---

# Bus system cable - SAC-4P-50,0-960/MINFS VAL - 1429253

## Approvals

Approvals

UL Listed / cUL Listed / GOST / cULus Listed

---

Ex Approvals

---

Approvals submitted

---

## Approval details

UL Listed	
Nominal current IN	5.2 A
Nominal voltage UN	300 V

cUL Listed	
Nominal current IN	5.2 A
Nominal voltage UN	300 V

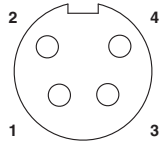
GOST	
------	--

cULus Listed	
--------------	--

## Drawings

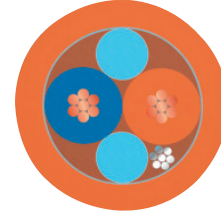
## Bus system cable - SAC-4P-50,0-960/MINFS VAL - 1429253

Schematic diagram



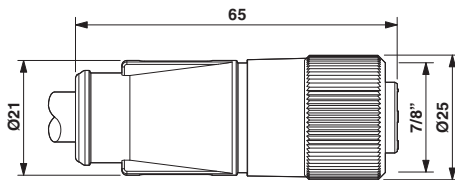
Pin assignment, socket, 7/8"-16UNF, 4-pos., view of female side

Cable cross section




FOUNDATION Fieldbus orange [960]

Dimensioned drawing



7/8"-16UNF socket, straight

Circuit diagram



Contact assignment of 7/8" socket