


Cable - CABLE-2FLK24/2FLK24/DV/ 1,0M/S - 2906951

Please be informed that the data shown in this PDF Document is generated from our Online Catalog. Please find the complete data in the user's documentation. Our General Terms of Use for Downloads are valid (<http://phoenixcontact.com/download>)

Assembled shielded round cable; controller: Emerson Delta V S-Series; connection 1: IDC/FLK socket strip (2x 24-position); connection 2: IDC/FLK socket strip (2x 24-position); cable length: 1 m



Key Commercial Data

Packing unit	1 pc
GTIN	 4 055626 144849
GTIN	4055626144849

Technical data

Ambient conditions

Ambient temperature (operation)	-40 °C ... 70 °C (fixed installation)
	-10 °C ... 70 °C (flexible installation)
Ambient temperature (storage/transport)	-40 °C ... 80 °C
Maximum altitude	≤ 2000 m
Degree of protection	IP00
	≥ IP54 (Installation location)

General

Max. permissible operating voltage	25 V AC
	60 V DC
Max. current carrying capacity per path	1 A (50 °C)
	0.6 A (70 °C)
Length of cable	1 m
External cable diameter	11 mm ±0.4 mm
Single wire, cross section	0.14 mm ²
Single wire, cross section [AWG]	26
Single wire, number of litz wires	7
Single wire, material	Cu tin-plated

Cable - CABLE-2FLK24/2FLK24/DV/ 1,0M/S - 2906951

Technical data

General

Wire diameter incl. insulation	1 mm ±0.03 mm
Smallest bending radius, fixed installation	114 mm
Smallest bending radius, movable installation	205 mm
Bending cycles	5000 (at a radius of ≥ 15x outside diameter)
Cable, preassembly	Insulation displacement, IEC 60352-4/DIN EN 60352-4
Shielding	yes
Cable insulation resistance	≥ 20 MΩ/km (20 °C)
Cable resistance	≤ 145 Ω/km (20 °C)
Outer sheath, material	Semi-rigid PVC
External sheath, color	gray
Degree of protection	IP00
	≥ IP54 (Installation location)
Nominal operating mode	100% operating factor

Connection data

Connection name	Field level
Connection in acc. with standard	IEC 60603-13
Connection method	IDC/FLK socket strip
Number of connections	2
Number of positions	24
Insertion/withdrawal cycles	> 50
Pitch	2.54 mm

Connection data 2

Connection name	Controller level
Connection in acc. with standard	IEC 60603-13
Connection method	IDC/FLK socket strip
Number of connections	2
Number of positions	24
Conductor cross section AWG	26
Insertion/withdrawal cycles	> 50
Pitch	2.54 mm

Standards and Regulations

Flame resistance	UL VW-1
	CSA FT-1
	IEC 60332-1-2
	VDE 0842, Part 332-1-2
	IEC 60332-3-22
Resistance to oil	against occasional splashes
Gasoline resistance	against occasional splashes
Designation	Air clearances and creepage distances

Cable - CABLE-2FLK24/2FLK24/DV/ 1,0M/S - 2906951

Technical data

Standards and Regulations

Standards/regulations	DIN EN 50178
Rated insulation voltage	63 V
Rated surge voltage	0.6 kV
Insulation	Functional insulation
Degree of pollution	2
Overvoltage category	II

Supported controller

Controller	Emerson DeltaV
- suitable I/O card	SE4053S2B11
	SE4083S2B11

Environmental Product Compliance

China RoHS	Environmentally Friendly Use Period = 50
	For details about hazardous substances go to tab "Downloads", Category "Manufacturer's declaration"

Drawings

Cable - CABLE-2FLK24/2FLK24/DV/ 1,0M/S - 2906951

Connection diagram

FLK24 X1 A	FLK24 X3 B	FLK24 X2 C	FLK24 X4 D	Conductor color
PIN 1	PIN 1			black
PIN 2	PIN 2			brown
PIN 3	PIN 3			red
PIN 4	PIN 4			orange
PIN 5	PIN 5			yellow
PIN 6	PIN 6			green
PIN 7	PIN 7			blue
PIN 8	PIN 8			violet
PIN 9	PIN 9			gray
PIN 10	PIN 10			white
PIN 11	PIN 11			white-black
PIN 12	PIN 12			white-brown
PIN 13	PIN 13			white-red
PIN 14	PIN 14			white-orange
PIN 15	PIN 15			white-yellow
PIN 16	PIN 16			white-green
PIN 17	PIN 17			white-blue
PIN 18	PIN 18			white-violet
PIN 19	PIN 19			white-gray
PIN 20	PIN 20			brown-black
PIN 21	PIN 21			brown-red
PIN 22	PIN 22			brown-orange
PIN 23	PIN 23			brown-yellow
PIN 24	PIN 24			brown-green
		PIN 1	PIN 1	brown-blue
		PIN 2	PIN 2	brown-violet
		PIN 3	PIN 3	brown-gray
		PIN 4	PIN 4	brown-white
		PIN 5	PIN 5	green-black
		PIN 6	PIN 6	green-brown
		PIN 7	PIN 7	green-red
		PIN 8	PIN 8	green-orange
		PIN 9	PIN 9	green-blue
		PIN 10	PIN 10	green-violet
		PIN 11	PIN 11	green-gray
		PIN 12	PIN 12	green-white
		PIN 13	PIN 13	yellow-black
		PIN 14	PIN 14	yellow-brown
		PIN 15	PIN 15	yellow-red
		PIN 16	PIN 16	yellow-orange
		PIN 17	PIN 17	yellow-blue
		PIN 18	PIN 18	yellow-violet
		PIN 19	PIN 19	yellow-gray
		PIN 20	PIN 20	yellow-white
		PIN 21	PIN 21	gray-black
		PIN 22	PIN 22	gray-brown
		PIN 23	PIN 23	gray-red
		PIN 24	PIN 24	gray-orange

Cable - CABLE-2FLK24/2FLK24/DV/ 1,0M/S - 2906951

Approvals


Approvals


Approvals


UL Listed / cUL Listed / EAC / cULus Listed

Ex Approvals

Approval details

UL Listed		http://database.ul.com/cgi-bin/XYV/template/LISEXT/1FRAME/index.htm	FILE E 238705
Nominal voltage UN		125 V	
Nominal current IN		1 A	

cUL Listed		http://database.ul.com/cgi-bin/XYV/template/LISEXT/1FRAME/index.htm	FILE E 238705
Nominal voltage UN		125 V	
Nominal current IN		1 A	

EAC			RU C- DE.A*30.B00767
-----	---	--	-------------------------

cULus Listed			
--------------	---	--	--