

Inductive sensor

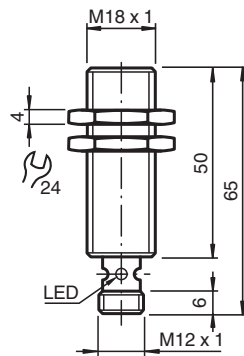
NBB5-18GM50-E2-C-V1



- 5 mm flush
- Weld Immune



Dimensions



Technical Data

General specifications		
Switching function		Normally open (NO)
Output type		PNP
Rated operating distance	s_n	5 mm
Installation		flush
Output polarity		DC
Assured operating distance	s_a	0 ... 4.05 mm
Reduction factor r_{Al}		0.3
Reduction factor r_{Cu}		0.2
Reduction factor r_{304}		0.6
Output type		3-wire
Nominal ratings		
Operating voltage	U_B	10 ... 30 V DC
Switching frequency	f	0 ... 800 Hz
Hysteresis	H	typ. 5 %
Reverse polarity protection		reverse polarity protected

Release date: 2020-03-20 Date of issue: 2020-03-30 Filename: 085330_eng.pdf

Refer to "General Notes Relating to Pepperl+Fuchs Product Information".

Pepperl+Fuchs Group
www.pepperl-fuchs.com

USA: +1 330 486 0001
fa-info@us.pepperl-fuchs.com

Germany: +49 621 776 1111
fa-info@de.pepperl-fuchs.com

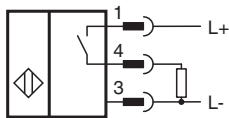
Singapore: +65 6779 9091
fa-info@sg.pepperl-fuchs.com

PEPPERL+FUCHS

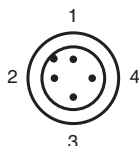
Technical Data

Short-circuit protection		pulsing
Voltage drop	U_d	$\leq 3\text{ V}$
Operating current	I_L	0 ... 200 mA
Off-state current	I_r	0 ... 0.5 mA typ. 0.1 μA at 25 °C
No-load supply current	I_0	$\leq 15\text{ mA}$
Constant magnetic field	B	150 mT
Alternating magnetic field	B	150 mT
Switching state indicator		Multihole-LED, yellow
Functional safety related parameters		
MTTF _d		1740 a
Mission Time (T _M)		20 a
Diagnostic Coverage (DC)		0 %
Compliance with standards and directives		
Standard conformity		
Standards		EN 60947-5-2:2007 EN 60947-5-2/A1:2012 IEC 60947-5-2:2007 IEC 60947-5-2 AMD 1:2012
Approvals and certificates		
UL approval		cULus Listed, General Purpose
CSA approval		cCSAus Listed, General Purpose
CCC approval		CCC approval / marking not required for products rated $\leq 36\text{ V}$
Ambient conditions		
Ambient temperature		-25 ... 70 °C (-13 ... 158 °F)
Mechanical specifications		
Connection type		Connector plug M12 x 1 , 4-pin
Housing material		Brass, PTFE coated
Sensing face		PPS
Degree of protection		IP67

Connection



Connection Assignment









Release date: 2020-03-20 Date of issue: 2020-03-30 Filename: 085330_eng.pdf

Wire colors in accordance with EN 60947-5-2

1	BN	(brown)
2	WH	(white)
3	BU	(blue)
4	BK	(black)

Accessories

	BF 18	Mounting flange, 18 mm
	EXG-18	Quick mounting bracket with dead stop
	V1-G-2M-PUR	Female cordset, M12, 4-pin, PUR cable
	V1-W-2M-PUR	Female cordset, M12, 4-pin, PUR cable
	V1-G-OR2M-POC	Female cordset single-ended M12 A-coded 4-pin, TPE cable welding-bead resistant orange
	V1-W-OR2M-POC	Female cordset single-ended M12 A-coded 4-pin, TPE cable welding-bead resistant orange

Release date: 2020-03-20 Date of issue: 2020-03-30 Filename: 085330_eng.pdf

Refer to "General Notes Relating to Pepperl+Fuchs Product Information".

Pepperl+Fuchs Group
www.pepperl-fuchs.com

USA: +1 330 486 0001
fa-info@us.pepperl-fuchs.com

Germany: +49 621 776 1111
fa-info@de.pepperl-fuchs.com

Singapore: +65 6779 9091
fa-info@sg.pepperl-fuchs.com