

## SUMMARY



Image is for illustrative purpose only

### # Wires

Low voltage 4

|                  |                                   |
|------------------|-----------------------------------|
| Series           | 3S                                |
| Termination type | Female solder                     |
| IP rating        | 50                                |
| AWG wire size    | 22.00 - 14.00                     |
| Cable Ø          | 2.60 - 13.00 mm                   |
| Status           | active                            |
| Matching parts   | <a href="#">FFA.3S.304.CLAC10</a> |

### Download

[Request a quote](#)

[Catalog](#)

## TECHNICAL DETAILS

### Mechanics

|                   |   |
|-------------------|---|
| Shell Style/Model | ERD*: Fixed receptacle with two nuts (back panel mounting)  |
| Keying            | Hermaphroditic keying (half moon insert) with female pin 1  |
| Housing Material  | Brass (chrome plated [SAE AMS 2460]) shell and collet nut, nickel plated [SAE AMS QQ N 290] brass latch sleeve and mid pieces |
| Weight            | 27.96 g   |

### Performance

|               |                           |
|---------------|---------------------------|
| Configuration | 3S.304 : 4 Low Voltage    |
| Insulator     | L: PEEK (UL 94 / V-0/1.5) |
| Rated Current | 18 Amps                   |

### Specifications

Contact Type: Solder  
Vtest: 1500 V (AC), 2100 V (DC)

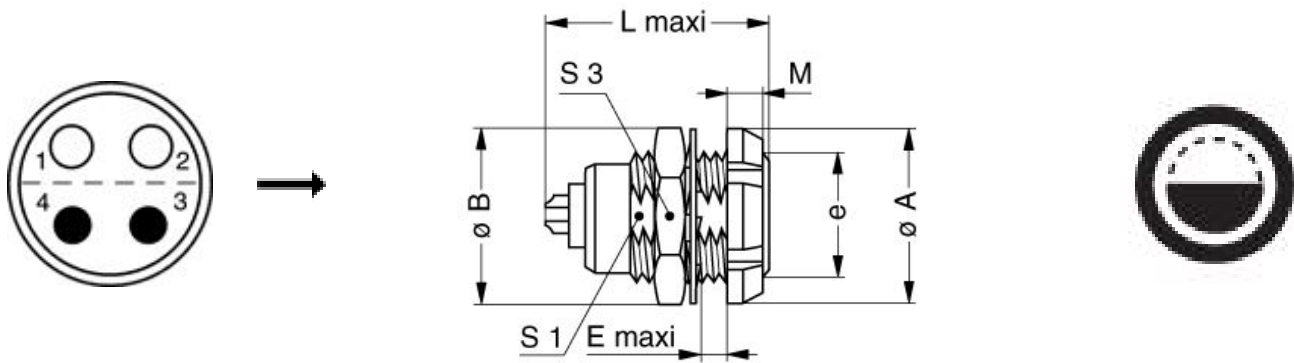
### Others

Endurance (Shell): 5000 mating cycles  
Temp (min / max): -55° C / +250° C  
Humidity (max): <=95% [at 60 deg C / 140 F]

LEMO products and services are provided "as is". LEMO makes no warranties or representations with regard to LEMO product & services or use of them, express, implied or statutory, including for accuracy, completeness, or security. The user is fully responsible for his products and applications using LEMO components.

Vibration: 15 g [10 Hz - 2000 Hz]  
 Shock Resistance: 100 g [ 6 ms]  
 Climatical Category: 50/175/21  
 Shielding (min): 75 dB (10 MHz)  
 Shielding (min): 40 dB (1 GHz)  
 Salt Spray Corrosion: >1000 hr

## DRAWINGS



### Dimensions

|     | A    | B    | E    | L    | M    | S1   | S3   | e       |
|-----|------|------|------|------|------|------|------|---------|
| mm. | 24   | 25.2 | 9    | 29   | 4.5  | 16.5 | 22   | M18x1.0 |
| in. | 0,94 | 0,99 | 0,35 | 1,14 | 0,18 | 0,65 | 0,87 |         |
























## RECOMMENDED BY LEMO

### Tools

### Cables

|                    |  |      |  |
|--------------------|--|------|--|
| CMN.04.T14.083PGZE |  | Grey |  |
| CMN.04.T14.083PNZE |  |      |  |
| CMN.04.T20.053PGZE |  | Grey |  |

LEMO products and services are provided "as is". LEMO makes no warranties or representations with regard to LEMO product & services or use of them, express, implied or statutory, including for accuracy, completeness, or security. The user is fully responsible for his products and applications using LEMO components.

|                    |               |       |   |
|--------------------|---------------|-------|---|
| CMN.04.T20.053PNZE |               |       |    |
| CMN.04.T20.053QGZE | TPR (medical) | Grey  |    |
| CMN.04.T22.047QGC  | TPR           | Grey  |   |
| CMN.04.T22.048QGZE | TPR (medical) | Grey  |    |
| CMN.04.T28.031PGCE | PVC           | GREY  |     |
| CMN.04.T28.031PGZE |               | Grey  |    |
| CMN.04.T28.031PNCE | PVC           | Black |     |
| CMN.04.T28.031PNZE |               |       |    |
| CMN.04.T28.031QGC  | TPR           | Grey  |   |
| 140240             | PVC           | Black |    |
| 140250             | PVC           | Grey  |     |
| 240500             | PVC           | Grey  |     |
| 240750             | PVC           | Grey  |     |
| 340 150            | PVC           | Grey  |     |
| 40080              | PVC           | Black |   |
| 40086              | PVC           | Blue  |   |
| 40140              | PVC           | Black |    |
| 40240              | PTFE          | White |   |
| 40260              | PVC           | Black |  |
| 4041               | PVC           | Grey  |   |
| 4050               | PVC           | Black |   |
| 4080               | PVC           | Grey  |   |
| 417920             | PVC           | Grey  |   |
| 4220               | PVC           | Black |  |
| 4221               | PVC           | Black |  |
| 4260               | PTFE          | White |  |
| 4280               | PVC           | Black |  |
| 80080              | PVC           | Grey  |   |
| 80082              | PVC           | Red   |   |
| 80084              | PVC           | Black |   |
| CTR.75.030.121870G | PVC           | Grey  |   |

LEMO products and services are provided "as is". LEMO makes no warranties or representations with regard to LEMO product & services or use of them, express, implied or statutory, including for accuracy, completeness, or security. The user is fully responsible for his products and applications using LEMO components.