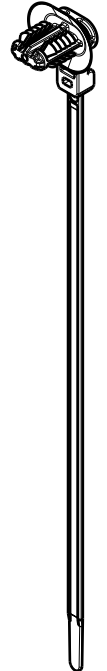
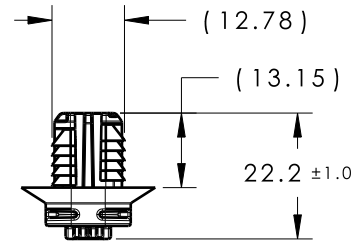
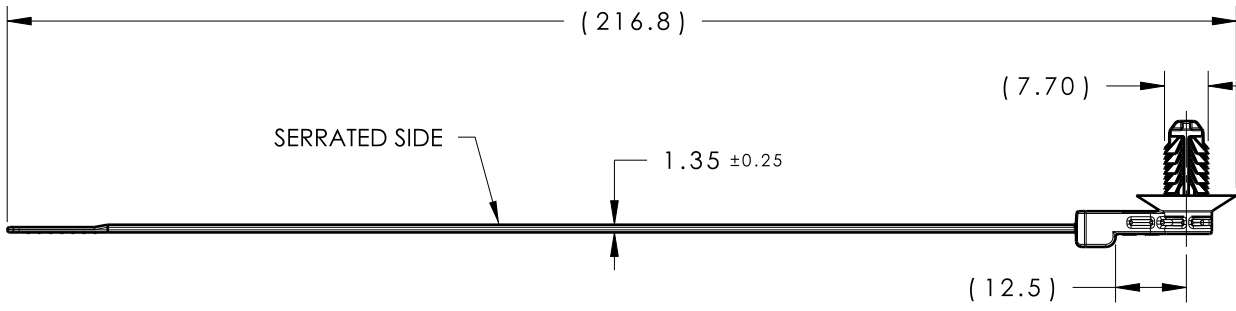
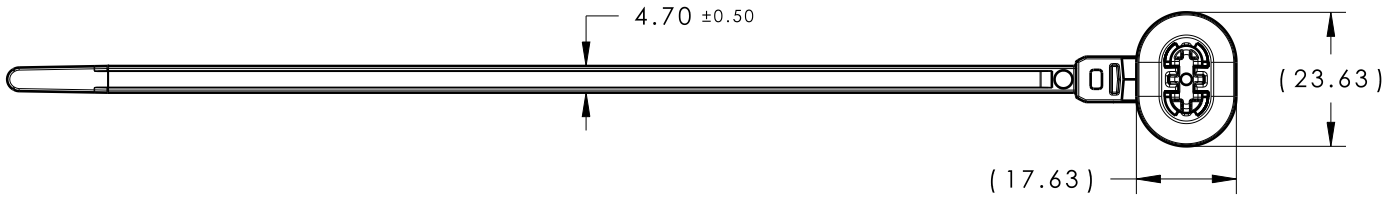
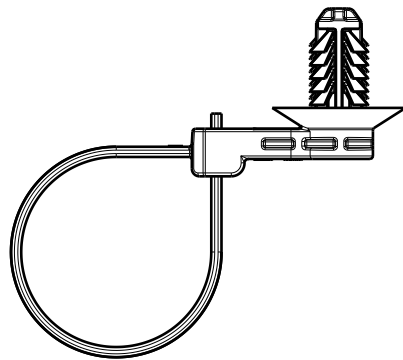


Revision Level			Revision Record	Changed	Date	Approved	Date
Drawing	State	Part					
03.2	Design Release		SEE ECN# 014474	HDC	05/29/18	SJA	05/29/18

03.2



ISOMETRIC VIEW
SCALE 1:2



ASSEMBLY VIEW
SCALE 1:1

- REFERENCE:
PERFORMANCE REQUIREMENTS:
1. FIR TREE PUSH IN FORCE: 45 NEWTONS (10 LBS) MAX IN EACH APPLICABLE OVAL HOLE SIZE AND A PLATE THICKNESS OF 1.8mm.
 2. FIR TREE PULL OUT FORCE: 110 NEWTONS (25 LBS) MIN IN EACH APPLICABLE OVAL HOLE SIZE AND A PLATE THICKNESS OF 1.8mm.
 3. SHEET METAL THICKNESS RANGE: 0.60mm - 6.75mm
 4. APPLICABLE OVAL HOLE SIZES:
 - A. 6.2 X 12.2mm
 - B. 6.5 X 12.5mm
 - C. 6.5 X 13.0mm
 - D. 7.0 X 12.0mm
 5. CABLE TIE MIN LOOP TENSILE STRENGTH: 225 NEWTONS (50 LBS)
 6. BUNDLE RANGE: 2.0mm TO 50mm

TYPE NUMBER	MATERIAL	COLOR
T50ROSFTOVAL12.5A	PA66HIRHS	BLACK
T50ROSFTOVAL12.5A	PA66HIRHS	GRAY
T50ROSFTOVAL12.5A	PA46	BROWN

Material SEE CHART SEE CHART	Units	millimeters	The copyright of this drawing is reserved by HellermannTyton. It is issued on condition that it is not reproduced, copied or disclosed to a third party, either wholly or in part, without the consent of HellermannTyton.	Drawn	KVH	12/19/13	Article/Type-No SEE CHART	Scale	3:4	
	Tolerance defined on each dimension	Approved		SJA	12/19/13	Title T50ROS WITH 12.5mm OFFSET AND OVAL FIR TREE (A SERIES)		Project Number	13-0542	
		HellermannTyton			Drawing-No		PRODUCTION : Phase	Format	AH	
					North America Email: corp@htamericas.com Web: www.hellermann.tyton.com			13-0542-011-CSU		Sheet