


**Data sheet | Item number: 706-2300/101-100**

System cable; for Siemens S7-300; 16 digital inputs; Length: 1 m; Conductor cross-section: 0.34 mm<sup>2</sup>



[www.wago.com/706-2300/101-100](http://www.wago.com/706-2300/101-100)



Similar to picture

Color coding acc. to DIN VDE 47100		20 poles flat connector		PLC connector	
		Pin number	Wiring	Pin number	Signal
White		1	0.0	2	0
Brown		2	0.1	3	1
Green		3	0.2	4	2
Yellow		4	0.3	5	3
Grey		5	0.4	6	4
Pink		6	0.5	7	5
Blue		7	0.6	8	6
Red		8	0.7	9	7
Black		9	1.0	12	8
Violet		10	1.1	13	9
Grey-Pink		11	1.2	14	10
Red-Blue		12	1.3	15	11
White-Green		13	1.4	16	12
Brown-Green		14	1.5	17	13
White-Yellow		15	1.6	18	14
Yellow-Brown		16	1.7	19	15
White-Grey		17	+24V	1	L+
Grey-Brown		18	0V	20	M
White-Pink		19	nc	nc	nc
Pink-Brown		20	nc	nc	nc

**Data Notes**

Note When using more than 10 wires, the maximum current per wire must be reduced to 0.7 A.

Subject to changes. Please also observe the further product documentation!

WAGO GmbH & Co. KG  
 Hansastr. 27  
 32423 Minden  
 Phone: +49571 887-0 | Fax: +49571 887-169  
 Email: [info.de@wago.com](mailto:info.de@wago.com) | Web: [www.wago.com](http://www.wago.com)

Do you have any questions about our products?  
 We are always happy to take your call at +49 (571) 887-44222.



## Electrical data

Inputs/outputs	16 digital inputs
Operating voltage	≤ AC/DC 35 V
Current per wire (max.)	1 A

## Compatibility

### Siemens

Siemens S7-300	6ES7 321-7BH01-0AB0 6ES7 321-7BH80-0AA0
----------------	--

## Connection data

Cable type	LIYY
Color code	per DIN VDE 47100

### Connection 1

Connector	Pluggable connector per DIN 41651; female connector
Connection type 1	System
Wire cross-section	0.14 mm <sup>2</sup>

### Connection 2

Connector 2	Siemens 6ES7-392-1BJ00-0AA0
Pole number 2	20
Connection type 2	System

## Physical data

Cable length	1 m
--------------	-----

## Material Data

Weight	135 g
--------	-------

## Environmental requirements

Ambient temperature (operation)	-20 ... +50 °C
---------------------------------	----------------

Subject to changes. Please also observe the further product documentation!

## Commercial data






Product Group	30 (WAGO France)
eCl@ss 10.0	27-24-22-20
eCl@ss 9.0	27-24-22-20
ETIM 8.0	EC000237
ETIM 7.0	EC000237
PU (SPU)	1 pcs
Country of origin	FR
GTIN	4045454880149
Customs tariff number	85444290900

## Environmental Product Compliance

RoHS Compliance Status	Compliant, No Exemption
------------------------	-------------------------

## Optional accessories

### Interface module

Interface module	
	<p><b>Item no.: 704-2004</b> Interface module for system wiring; Pluggable connector per DIN 41651; Male connector; 20-pole; 16-channel digital input or output; 1-wire connection; in mounting carrier <a href="http://www.wago.com/704-2004">www.wago.com/704-2004</a></p>
	<p><b>Item no.: 704-2054</b> Interface module for system wiring; Pluggable connector per DIN 41651; Male connector; 20-pole; 16-channel digital input or output; 3-wire connection; in mounting carrier <a href="http://www.wago.com/704-2054">www.wago.com/704-2054</a></p>
	<p><b>Item no.: 704-2044</b> Interface module for system wiring; Pluggable connector per DIN 41651; Male connector; 20-pole; 16-channel digital input or output; 2-wire connection; in mounting carrier <a href="http://www.wago.com/704-2044">www.wago.com/704-2044</a></p>
	<p><b>Item no.: 704-2024</b> Interface module for system wiring; Pluggable connector per DIN 41651; Male connector; 20-pole; 16-channel digital input or output; 2-wire connection; in mounting carrier <a href="http://www.wago.com/704-2024">www.wago.com/704-2024</a></p>
	<p><b>Item no.: 289-614</b> Interface module; Pluggable connector per DIN 41651; 20-pole; Triple-deck PCB terminal blocks; in mounting carrier; 2,50 mm<sup>2</sup> <a href="http://www.wago.com/289-614">www.wago.com/289-614</a></p>

## Downloads

### Documentation

#### Bid Text

Subject to changes. Please also observe the further product documentation!

WAGO GmbH & Co. KG  
Hansastr. 27  
32423 Minden  
Phone: +49571 887-0 | Fax: +49571 887-169  
Email: [info.de@wago.com](mailto:info.de@wago.com) | Web: [www.wago.com](http://www.wago.com)

Do you have any questions about our products?  
We are always happy to take your call at +49 (571) 887-44222.



706-2300/101-100 X81 - Datei	2019 Feb 19	xml 3.2 kB	Download
---------------------------------	-------------	---------------	----------

706-2300/101-100 doc - Datei	2015 Feb 9	doc 26.1 kB	Download
---------------------------------	------------	----------------	----------

**Additional Information**

Disposal and Recycling Electrical and electronic equipment, Batteries, Packaging	V 1.1.0 2022 Aug 18	pdf 2.2 MB	Download
---	------------------------	---------------	----------

**System Description**

WAGO System Wiring, Selection Guide This guide will help you select the appropriate interface modules and system cables for the controller you are usng.		pdf 545.9 kB	Download
---	--	-----------------	----------

**CAD/CAE-Data**

**CAE data**

WSCAD Universe 706-2300/101-100		URL	Download
WSCAD Universe 706-2300/101-100		URL	Download

**Environmental Product Compliance**

**Compliance Search**

Environmental Product Compliance 706-2300/101-100 System cable; for Siemens S7-300; 16 digital inputs; Length: 1 m; Conductor cross-section: 0.34 mm²		URL	Download
--	--	-----	----------

**Installation Notes**

Subject to changes. Please also observe the further product documentation!