

## Fuse modular terminal block - DT 6/2,5-DREHSI (5X20) - 3034248

Please be informed that the data shown in this PDF Document is generated from our Online Catalog. Please find the complete data in the user's documentation. Our General Terms of Use for Downloads are valid (<http://phoenixcontact.com/download>)




Fuse terminal block for cartridge fuse insert, cross section: 0.5-10 mm<sup>2</sup>, AWG: 20-8, width: 12.2 mm, color: Black



COMPLIANT

### Key Commercial Data

Packing unit	25 pc
GTIN	 4 046356 052795
GTIN	4046356052795

### Technical data

#### General

Number of levels	1
Number of connections	2
Nominal cross section	2.5 mm <sup>2</sup>
Color	black
Insulating material	PA
Flammability rating according to UL 94	V0
Maximum power dissipation for nominal condition	0.77 W
Fuse	G / 5 x 20
Fuse type	Glass / ceramics / ...
Rated surge voltage	6 kV
Degree of pollution	3
Overvoltage category	III
Insulating material group	I
Connection in acc. with standard	IEC 60947-7-3
Maximum load current	10 A (with 4 mm <sup>2</sup> conductor cross section)
Nominal current I <sub>N</sub>	10 A
Nominal voltage U <sub>N</sub>	500 V

# Fuse modular terminal block - DT 6/2,5-DREHSI (5X20) - 3034248

## Technical data

### General

Connection in acc. with standard	IEC 60947-7-1
Maximum load current (upper level)	10 A
Nominal current $I_N$ (upper level)	10 A
Nominal voltage $U_N$	500 V
Rated operating voltage	250 V
Open side panel	No
Shock protection test specification	DIN EN 50274 (VDE 0660-514):2002-11
Back of the hand protection	guaranteed
Finger protection	guaranteed
Oscillation, broadband noise test result	Test passed
Test specification, oscillation, broadband noise	DIN EN 50155 (VDE 0115-200):2008-03
Test spectrum	Service life test category 2, bogie-mounted
Test frequency	$f_1 = 5 \text{ Hz}$ to $f_2 = 250 \text{ Hz}$
ASD level	$6.12 \text{ (m/s}^2\text{)}^2\text{/Hz}$
Acceleration	3.12 g
Test duration per axis	5 h
Test directions	X-, Y- and Z-axis
Shock test result	Test passed
Test specification, shock test	DIN EN 50155 (VDE 0115-200):2008-03
Shock form	Half-sine
Acceleration	30g
Shock duration	18 ms
Number of shocks per direction	3
Test directions	X-, Y- and Z-axis (pos. and neg.)
Relative insulation material temperature index (Elec., UL 746 B)	130 °C
Temperature index of insulation material (DIN EN 60216-1 (VDE 0304-21))	130 °C
Static insulating material application in cold	-60 °C
Behavior in fire for rail vehicles (DIN 5510-2)	Test passed
Flame test method (DIN EN 60695-11-10)	V0
Oxygen index (DIN EN ISO 4589-2)	>32 %
NF F16-101, NF F10-102 Class I	2
NF F16-101, NF F10-102 Class F	2
Surface flammability NFPA 130 (ASTM E 162)	passed
Specific optical density of smoke NFPA 130 (ASTM E 662)	passed
Smoke gas toxicity NFPA 130 (SMP 800C)	passed
Calorimetric heat release NFPA 130 (ASTM E 1354)	28 MJ/kg
Fire protection for rail vehicles (DIN EN 45545-2) R22	HL 1 - HL 3
Fire protection for rail vehicles (DIN EN 45545-2) R23	HL 1 - HL 3
Fire protection for rail vehicles (DIN EN 45545-2) R24	HL 1 - HL 3
Fire protection for rail vehicles (DIN EN 45545-2) R26	HL 1 - HL 3

# Fuse modular terminal block - DT 6/2,5-DREHSI (5X20) - 3034248

## Technical data

### Dimensions

Width	12.2 mm
Length	71.5 mm
Height NS 35/7,5	51.3 mm
Height NS 35/15	58.8 mm

### Connection data

Conductor cross section solid min.	0.5 mm <sup>2</sup>
Conductor cross section solid max.	10 mm <sup>2</sup>
Conductor cross section flexible min.	0.5 mm <sup>2</sup>
Conductor cross section flexible max.	6 mm <sup>2</sup>
Conductor cross section AWG min.	20
Conductor cross section AWG max.	8
Conductor cross section flexible, with ferrule without plastic sleeve min.	0.5 mm <sup>2</sup>
Conductor cross section flexible, with ferrule without plastic sleeve max.	6 mm <sup>2</sup>
Conductor cross section flexible, with ferrule with plastic sleeve min.	0.5 mm <sup>2</sup>
Conductor cross section flexible, with ferrule with plastic sleeve max.	6 mm <sup>2</sup>
2 conductors with same cross section, stranded, TWIN ferrules with plastic sleeve, min.	0.5 mm <sup>2</sup>
2 conductors with same cross section, stranded, TWIN ferrules with plastic sleeve, max.	1.5 mm <sup>2</sup>
Connection method	Leg spring connection
Stripping length	12 mm
Internal cylindrical gage	A5

### Standards and Regulations

Connection in acc. with standard	CUL
	IEC 60947-7-3
	IEC 60947-7-1
Flammability rating according to UL 94	V0
Fire protection for rail vehicles (DIN EN 45545-2) R22	HL 1 - HL 3
Fire protection for rail vehicles (DIN EN 45545-2) R23	HL 1 - HL 3
Fire protection for rail vehicles (DIN EN 45545-2) R24	HL 1 - HL 3
Fire protection for rail vehicles (DIN EN 45545-2) R26	HL 1 - HL 3

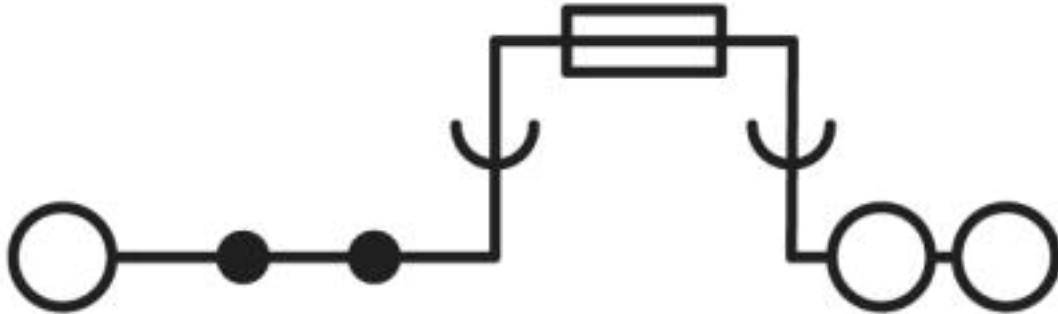
### Environmental Product Compliance

REACH SVHC	Lead 7439-92-1
China RoHS	Environmentally Friendly Use Period = 50
	For details about hazardous substances go to tab "Downloads", Category "Manufacturer's declaration"

## Drawings

# Fuse modular terminal block - DT 6/2,5-DREHSI (5X20) - 3034248

Circuit diagram



## Approvals

### Approvals

#### Approvals

UL Recognized / KEMA-KEUR / cUL Recognized / IECCE CB Scheme / EAC / EAC / cULus Recognized

#### Ex Approvals


## Approval details


UL Recognized		<a href="http://database.ul.com/cgi-bin/XYV/template/LISEXT/1FRAME/index.htm">http://database.ul.com/cgi-bin/XYV/template/LISEXT/1FRAME/index.htm</a>	FILE E 60425
	B	C	
Nominal voltage UN	600 V	600 V	
Nominal current IN	10 A	10 A	
mm <sup>2</sup> /AWG/kcmil	20-8	20-8	

KEMA-KEUR		<a href="http://www.dekra-certification.com">http://www.dekra-certification.com</a>	71-104946
Nominal voltage UN	250 V		
Nominal current IN	10 A		
mm <sup>2</sup> /AWG/kcmil	0.5-6		


# Fuse modular terminal block - DT 6/2,5-DREHSI (5X20) - 3034248


## Approvals

cUL Recognized		<a href="http://database.ul.com/cgi-bin/XYV/template/LISEXT/1FRAME/index.htm">http://database.ul.com/cgi-bin/XYV/template/LISEXT/1FRAME/index.htm</a>	FILE E 60425
	B	C	
Nominal voltage UN	600 V	600 V	
Nominal current IN	10 A	10 A	
mm <sup>2</sup> /AWG/kcmil	20-8	20-8	

IECEE CB Scheme		<a href="http://www.iecee.org/">http://www.iecee.org/</a>	NL-23160
Nominal voltage UN	250 V		
Nominal current IN	10 A		
mm <sup>2</sup> /AWG/kcmil	0.5-6		

EAC		EAC-Zulassung
-----	---	---------------

EAC		RU C- DE.AI30.B.01102
-----	---	--------------------------

cULus Recognized	
------------------	---

Phoenix Contact 2019 © - all rights reserved  
<http://www.phoenixcontact.com>

PHOENIX CONTACT GmbH & Co. KG  
 Flachsmarktstr. 8  
 32825 Blomberg  
 Germany  
 Tel. +49 5235 300  
 Fax +49 5235 3 41200  
<http://www.phoenixcontact.com>