

8A, 50V - 600V Super Fast Rectifier

FEATURES

- AEC-Q101 qualified available
- Glass passivated chip junction
- High efficiency, Low V_F
- High current capability
- High reliability
- High surge current capability
- UL Recognized File # E-326243
- RoHS Compliant
- Halogen-free according to IEC 61249-2-21

| KEY PARAMETERS | | |
|----------------|------------|------|
| PARAMETER | VALUE | UNIT |
| I_F | 8 | A |
| V_{RRM} | 50 - 600 | V |
| I_{FSM} | 125 | A |
| T_{JMAX} | 150 | °C |
| Package | ITO-220AC | |
| Configuration | Single die | |


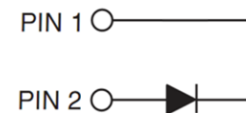
APPLICATIONS

- DC to DC converter
- Switching mode converters and inverters
- Freewheeling application



MECHANICAL DATA

- Case: ITO-220AC
- Molding compound meets UL 94V-0 flammability rating
- Terminal: Matte tin plated leads, solderable per J-STD-002
- Mounting torque: 0.56 N-m maximum
- Meet JESD 201 class 2 whisker test
- Polarity: As marked
- Weight: 1.70g (approximately)


ITO-220AC


ABSOLUTE MAXIMUM RATINGS ($T_A = 25^\circ\text{C}$ unless otherwise noted)

| PARAMETER | SYMBOL | SFAF 801G | SFAF 802G | SFAF 803G | SFAF 804G | SFAF 805G | SFAF 806G | SFAF 807G | SFAF 808G | UNIT |
|------------------------------------------------------------------------------------|--------------|-------------|-----------|-----------|-----------|-----------|-----------|-----------|-----------|------|
| Marking code on the device | | SFAF 801G | SFAF 802G | SFAF 803G | SFAF 804G | SFAF 805G | SFAF 806G | SFAF 807G | SFAF 808G | |
| Repetitive peak reverse voltage | V_{RRM} | 50 | 100 | 150 | 200 | 300 | 400 | 500 | 600 | V |
| Reverse voltage total rms value | $V_{R(RMS)}$ | 35 | 70 | 105 | 140 | 210 | 280 | 350 | 420 | V |
| Forward current | I_F | 8 | | | | | | | | A |
| Surge peak forward current, 8.3ms single half sine wave superimposed on rated load | I_{FSM} | 125 | | | | | | | | A |
| Junction temperature | T_J | -55 to +150 | | | | | | | | °C |
| Storage temperature | T_{STG} | -55 to +150 | | | | | | | | °C |

| THERMAL PERFORMANCE | | | |
|-----------------------------|-----------------|------------|-------------|
| PARAMETER | SYMBOL | TYP | UNIT |
| Junction-to-case resistance | $R_{\theta JC}$ | 4 | °C/W |

| ELECTRICAL SPECIFICATIONS ($T_A = 25^\circ\text{C}$ unless otherwise noted) | | | | | | |
|-------------------------------------------------------------------------------------|----------|-------------------------------------------------------------------|---------------|------------|------------|---------------|
| PARAMETER | | CONDITIONS | SYMBOL | TYP | MAX | UNIT |
| Forward voltage ⁽¹⁾ | SFAF801G | $I_F = 8\text{A}, T_J = 25^\circ\text{C}$ | V_F | - | 0.950 | V |
| | SFAF802G | | | - | 1.300 | V |
| | SFAF803G | | | - | 1.700 | V |
| | SFAF804G | | | - | 1.700 | V |
| Reverse current @ rated V_R ⁽²⁾ | SFAF805G | $T_J = 25^\circ\text{C}$ | I_R | - | 10 | μA |
| | SFAF806G | $T_J = 100^\circ\text{C}$ | | - | 400 | μA |
| Junction capacitance | SFAF801G | 1MHz, $V_R = 4.0\text{V}$ | C_J | 90 | - | pF |
| | SFAF802G | | | 60 | - | pF |
| | SFAF803G | | | | | |
| | SFAF804G | | | | | |
| Reverse recovery time | SFAF805G | $I_F = 0.5\text{A}, I_R = 1.0\text{A}$ $I_{rr} = 0.25\text{A}$ | t_{rr} | - | 35 | ns |
| | SFAF806G | | | | | |
| | SFAF807G | | | | | |
| | SFAF808G | | | | | |

Notes:

1. Pulse test with $PW = 0.3\text{ms}$
2. Pulse test with $PW = 30\text{ms}$

| ORDERING INFORMATION | | |
|----------------------------------------|----------------|----------------|
| ORDERING CODE ⁽¹⁾⁽²⁾ | PACKAGE | PACKING |
| SFAF8xG | ITO-220AC | 50 / Tube |
| SFAF8xGH | ITO-220AC | 50 / Tube |

Notes:

1. "x" defines voltage from 50V(SFAF801G) to 600V(SFAF808G)
2. "H" means AEC-Q101 qualified

CHARACTERISTICS CURVES

($T_A = 25^\circ\text{C}$ unless otherwise noted)

Fig.1 Forward Current Derating Curve

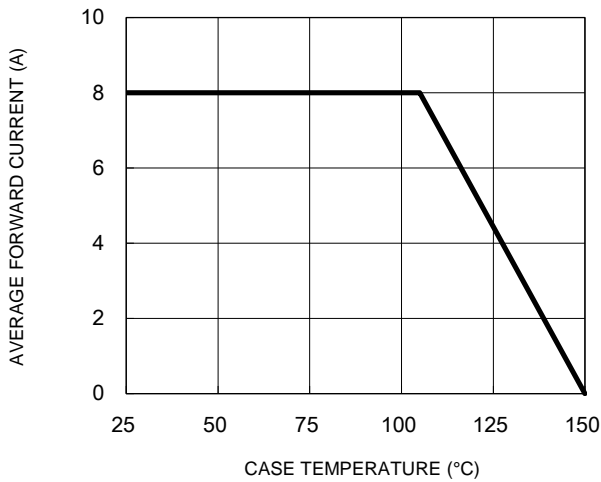


Fig.2 Typical Junction Capacitance

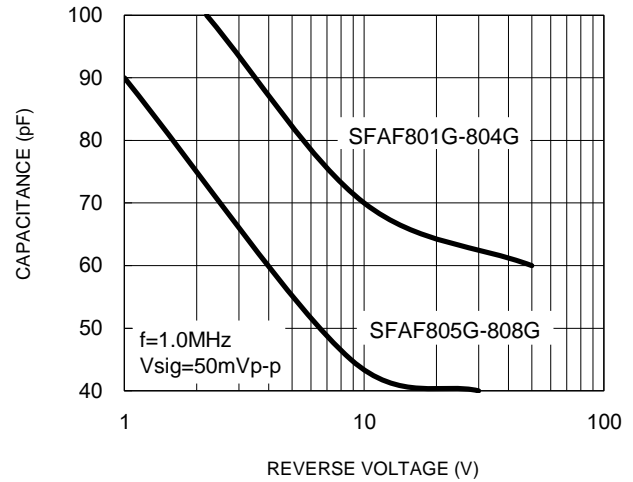


Fig.3 Typical Reverse Characteristics

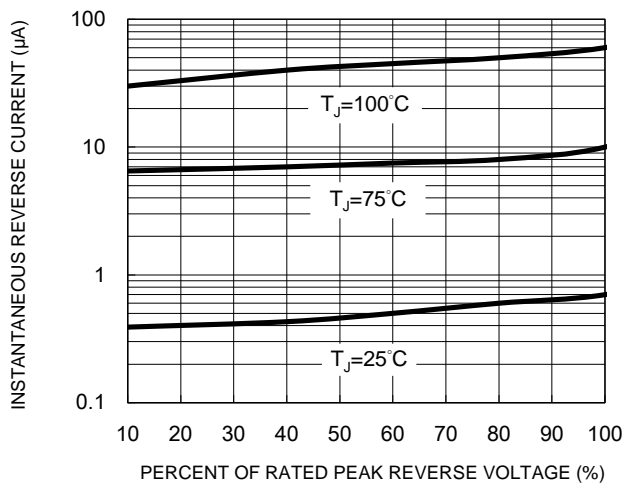


Fig.4 Typical Forward Characteristics

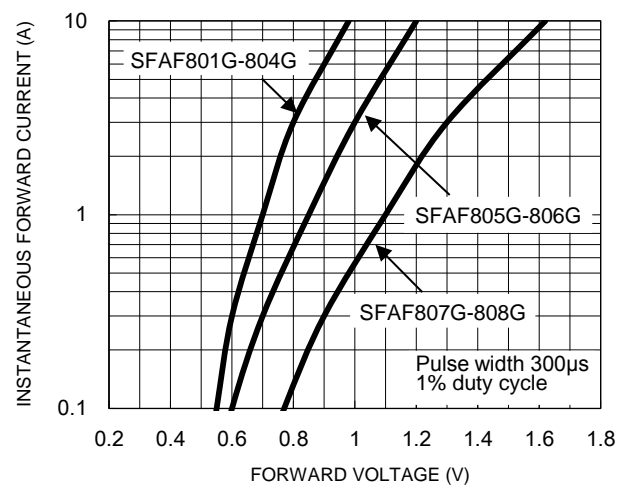
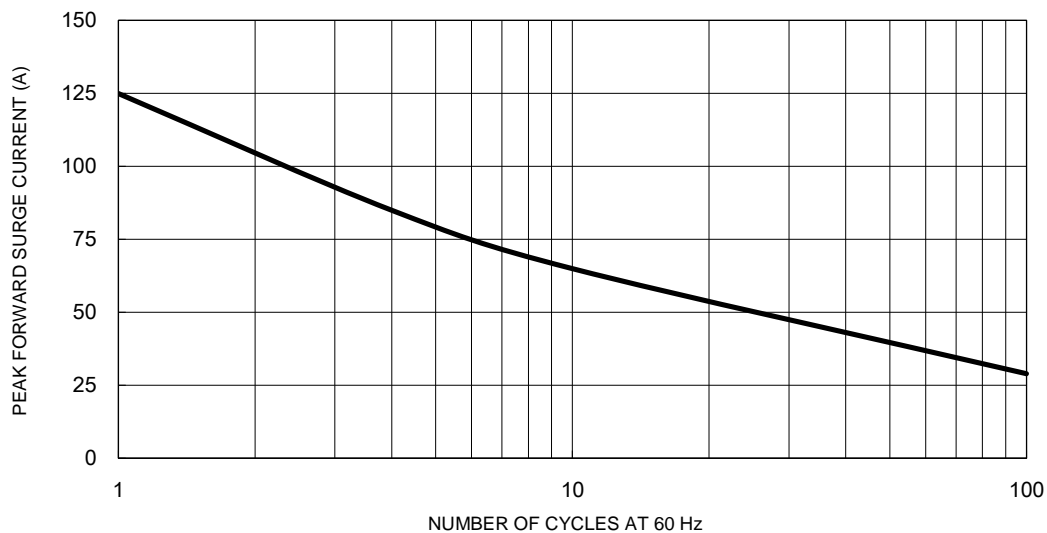


Fig.5 Maximum Non-Repetitive Forward Surge Current



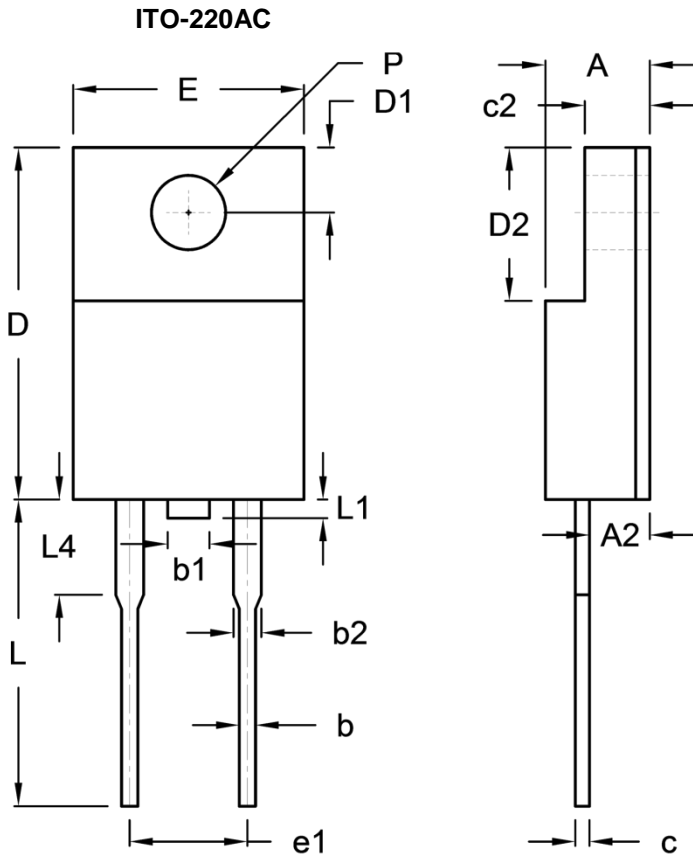
CHARACTERISTICS CURVES

($T_A = 25^\circ\text{C}$ unless otherwise noted)

Fig.6 Reverse Recovery Time Characteristic and Test Circuit Diagram



PACKAGE OUTLINE DIMENSIONS



| DIM. | Unit (mm) | | Unit (inch) | |
|------|-----------|-------|-------------|-------|
| | Min. | Max. | Min. | Max. |
| A | 4.30 | 4.70 | 0.169 | 0.185 |
| A2 | 2.30 | 2.90 | 0.091 | 0.114 |
| b | 0.50 | 0.90 | 0.020 | 0.035 |
| b1 | - | 1.80 | - | 0.071 |
| b2 | 0.95 | 1.45 | 0.037 | 0.057 |
| c | 0.46 | 0.76 | 0.018 | 0.030 |
| c2 | 2.50 | 3.10 | 0.098 | 0.114 |
| D | 14.80 | 15.50 | 0.583 | 0.610 |
| D1 | 2.40 | 3.20 | 0.094 | 0.126 |
| D2 | 6.30 | 6.90 | 0.248 | 0.272 |
| E | 9.60 | 10.30 | 0.378 | 0.406 |
| e1 | 4.95 | 5.20 | 0.195 | 0.205 |
| L | 12.60 | 13.80 | 0.496 | 0.543 |
| L1 | 0.00 | 1.60 | 0.000 | 0.063 |
| L4 | - | 4.10 | - | 0.161 |
| P | 3.00 | 3.40 | 0.118 | 0.134 |

MARKING DIAGRAM



- P/N = Marking Code
- G = Green Compound
- YWW = Date Code
- F = Factory Code

Notice

Specifications of the products displayed herein are subject to change without notice. TSC or anyone on its behalf assumes no responsibility or liability for any errors or inaccuracies.

Purchasers are solely responsible for the choice, selection, and use of TSC products and TSC assumes no liability for application assistance or the design of Purchasers' products.

Information contained herein is intended to provide a product description only. No license, express or implied, to any intellectual property rights is granted by this document. Except as provided in TSC's terms and conditions of sale for such products, TSC assumes no liability whatsoever, and disclaims any express or implied warranty, relating to sale and/or use of TSC products including liability or warranties relating to fitness for a particular purpose, merchantability, or infringement of any patent, copyright, or other intellectual property right.

The products shown herein are not designed for use in medical, life-saving, or life-sustaining applications. Customers using or selling these products for use in such applications do so at their own risk and agree to fully indemnify TSC for any damages resulting from such improper use or sale.