

DC charging cable - EV-T2G4CC-DC40A-4,0M6,0ESBK11 - 1236539

Please be informed that the data shown in this PDF Document is generated from our Online Catalog. Please find the complete data in the user's documentation. Our General Terms of Use for Downloads are valid (<http://phoenixcontact.com/download>)



CHARX connect, DC charging cable with vehicle charging connector and open cable end, Housing color black, with connected PP contact, For charging electric vehicles (EV) with direct current (DC), for installation at charging stations for electromobility (EVSE), CCS type 2, Combined Charging System, IEC 62196-3, 40 A / 1000 V (DC), C-Line, "PHOENIX CONTACT" logo, cable: 4 m, black, straight

Product Description

DC charging cable with Vehicle Connector and open cable end for fast charging of electric vehicles (EV) with direct current (DC) via CCS type 2 Vehicle Inlets, for installation at charging stations for E-Mobility (EVSE)

Your advantages

- ✓ Consistent design of all Phoenix Contact Vehicle Connectors and Infrastructure Plugs
- ✓ Silver-plated surface of the power and signal contacts
- ✓ Developed and produced in accordance with the IATF 16949 automotive standard and ISO 9001
- ✓ Convenient handling, thanks to the ergonomic handle
- ✓ Integrated temperature sensors for monitoring the temperature at the power contacts



Key Commercial Data

Packing unit	1 pc
GTIN	 4 063151 341541
GTIN	4063151341541
Custom tariff number	85444290
Country of origin	Germany

Technical data

Product definition

Type	DC charging cable
	with vehicle charging connector and open cable end
	Housing color black

DC charging cable - EV-T2G4CC-DC40A-4,0M6,0ESBK11 - 1236539

Technical data

Product definition

	with connected PP contact
Application	For charging electric vehicles (EV) with direct current (DC) for installation at charging stations for electromobility (EVSE)
Affixed logo	"PHOENIX CONTACT" logo
Design	C-Line
Standards/regulations	IEC 62196-3
Charging standard	CCS type 2
	Combined Charging System
Charging mode	Mode 4

Dimensions

Height	144 mm (Vehicle charging connector)
Width	71 mm (Vehicle charging connector)
Depth	243 mm (Vehicle charging connector)
Conductor length	4 m
Stripping length	140 mm ±10 mm

Ambient conditions

Ambient temperature (operation)	-30 °C ... 50 °C
Ambient temperature (storage/transport)	-40 °C ... 80 °C
Max. altitude	5000 m (above sea level)
Degree of protection	IP54 (plugged in; when plugged in and ready to operate, the degree of protection is only ensued if both plug-in components are original products from Phoenix Contact or suitable standard-compliant products)

Electrical properties

Charging power (nominal operation)	40 kW
Number of power contacts	3 (PE, DC+, DC-)
Rated current of power contacts	40 A (up to 40 °C)
Rated voltage for power contacts	1000 V DC
Number of signal contacts	2 (CP, PP)
Rated current for signal contacts	2 A
Rated voltage for signal contacts	30 V AC
Type of signal transmission	Pulse width modulation with modulated Powerline communication according to ISO/IEC 15118 / DIN SPEC 70121
Resistor coding	1500 Ω (between PE and PP)
Temperature monitoring	2x Pt 1000

Mechanical properties

Insertion/withdrawal cycles	> 10000
-----------------------------	---------

DC charging cable - EV-T2G4CC-DC40A-4,0M6,0ESBK11 - 1236539

Technical data

Mechanical properties

Insertion force	< 100 N
Withdrawal force	< 100 N

Design

Design line	Standard
Housing color	black
Mating face color	black
Color handle area	black
Label	8.9 mm x 28.9 mm (customer logo on request)

Material

Housing material	Plastic
Material handle area	Plastic
Material mating face	Plastic
Flammability rating	V0
Material surface of contacts	Ag

Cable

Cable structure	3 x 6.0 mm ² + 3 x 2 x 0.75 mm ²
Wiring standards/regulations	prEN 50620 / DIN EN 50620
Wiring class	Class 6
External cable diameter	14.9 mm ±0.4 mm
Type of conductor	straight
Cable resistance	≤ 0.0033 Ω/m (based on a power core, at an ambient temperature of 20°C)
Outer sheath, material	TPE-U
External sheath, color	black
Minimum bending radius	111.8 mm (7.5 x diameter)
Cable weight	max. 364 kg/km

Temperature sensors

Type of sensor	Pt 1000
Standards/regulations	DIN EN 60751
Recommended measured current	1 mA (1 V at 0°C)
Tolerance at the sensor with the recommended measured current	±1K
Temperature range	-50 °C ... 130 °C
Temperature coefficient (TCR)	3850 ppm/K
Long-term stability (max. R0-Drift)	0.06 % (After 1000 hours at 130°C)
Shutdown temperature	90 °C equivalent to a Pt 1000 value of 1346.5 Ω

Environmental Product Compliance

DC charging cable - EV-T2G4CC-DC40A-4,0M6,0ESBK11 - 1236539

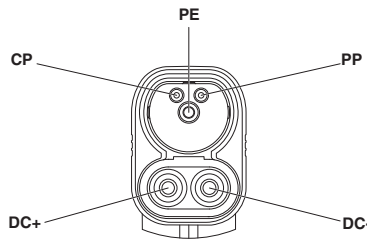
Technical data

Environmental Product Compliance

China RoHS	Environmentally Friendly Use Period = 10;
	For details about hazardous substances go to tab "Downloads", Category "Manufacturer's declaration"

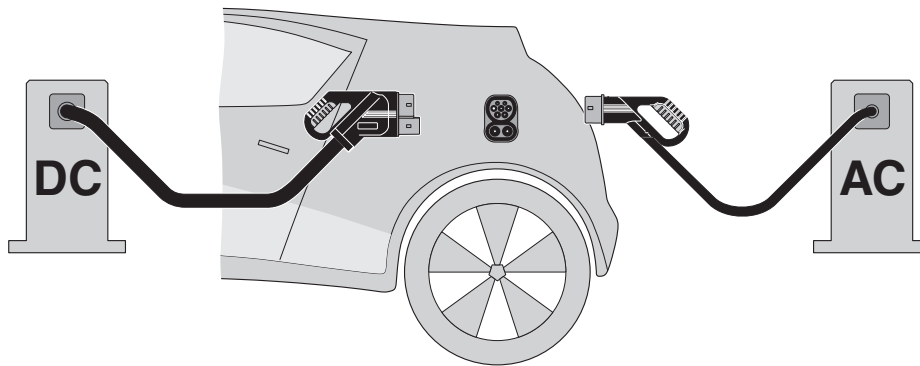
Drawings

Schematic diagram



Pin assignment of the Vehicle Connector

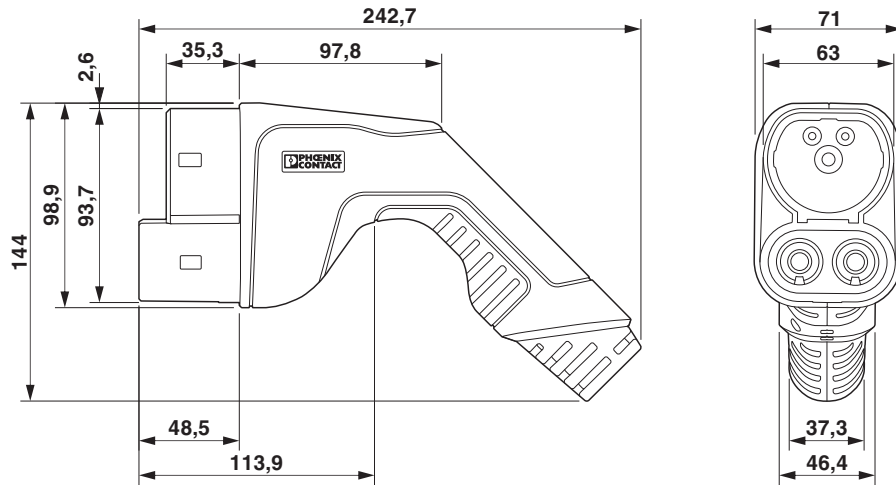
Schematic diagram



The Combined Charging System (CCS) principle - standard-compliant charging system for electric vehicles, which supports both conventional AC charging and fast DC charging. Both Vehicle Connectors fit into the CCS Vehicle Inlet.

DC charging cable - EV-T2G4CC-DC40A-4,0M6,0ESBK11 - 1236539

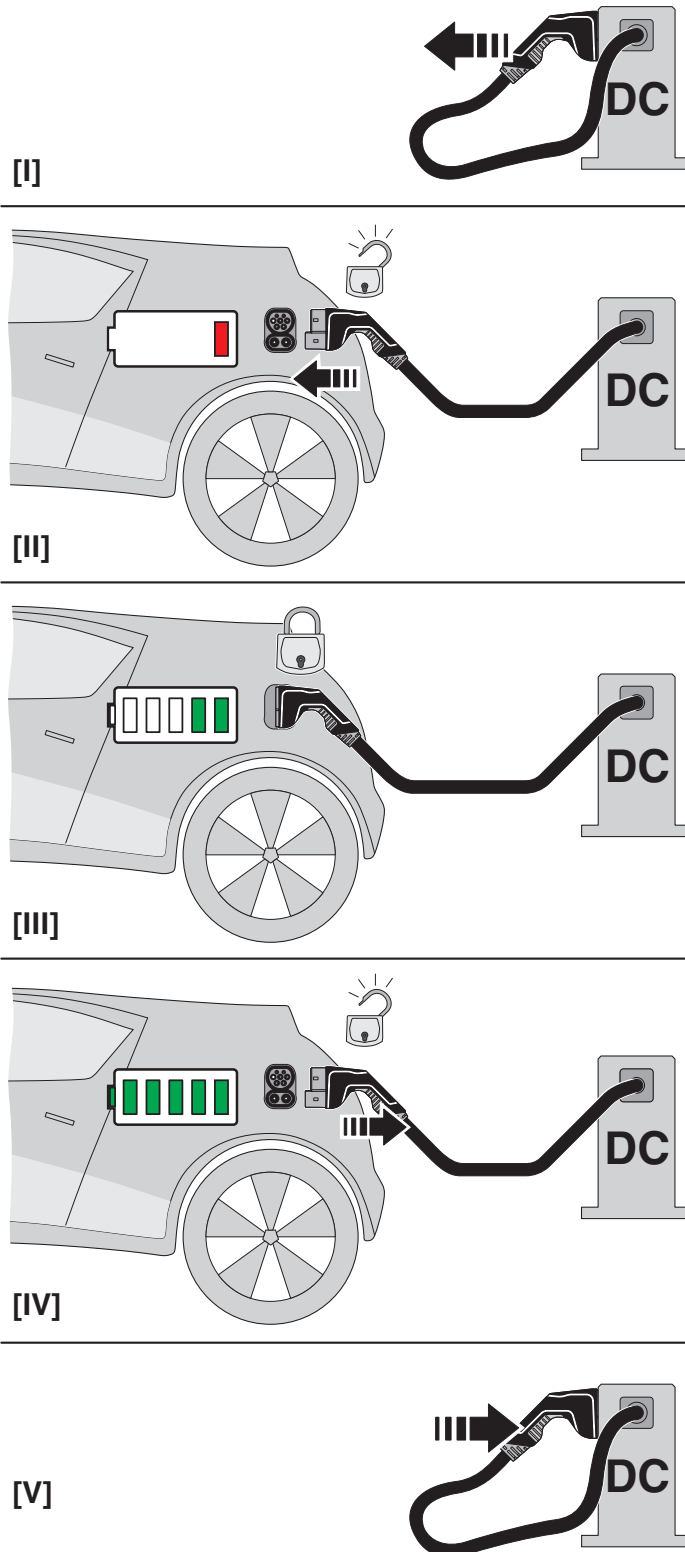
Dimensional drawing



Dimensional drawing

DC charging cable - EV-T2G4CC-DC40A-4,0M6,0ESBK11 - 1236539

Schematic diagram



DC charging cable - EV-T2G4CC-DC40A-4,0M6,0ESBK11 - 1236539

Classifications

eCl@ss

eCl@ss 10.0.1	27144705
eCl@ss 11.0	27144705
eCl@ss 9.0	27144705

ETIM

ETIM 7.0	EC002897
----------	----------

Approvals

Approvals

Approvals

IECEE CB Scheme

Ex Approvals

Approval details

IECEE CB Scheme		http://www.iecee.org/	DE1-64088
Nominal voltage UN	40 V		
Nominal current IN	1000 A		

Accessories

Accessories

Adhesive label

Label - EV-LABEL-K - 1309761



CHARX connect, Label, accordance to DIN EN 17186, for DC charging cables, for voltage range from 50 V to 500 V, Marking K for CCS type 2 vehicle charging connectors and type 2 vehicle charging inlets

DC charging cable - EV-T2G4CC-DC40A-4,0M6,0ESBK11 - 1236539

Accessories

Label - EV-LABEL-L - 1309765



CHARX connect, Label, accordance to DIN EN 17186, for DC charging cables, for voltage range from 200 V to 920 V, Marking L for CCS type 2 vehicle charging connectors and type 2 vehicle charging inlets

Charging connector holder

Charging connector holder - EV-T2CCS-PARK - 1624153



CHARX connect, Charging connector holder, for vehicle charging connectors on charging stations (EVSE), CCS type 2, IEC 62196-3, Front mounting, Item is not compatible with the HPC CCS type 2 charging cable from Phoenix Contact.

DC charging controller

DC charging controller - EV-PLCC-AC1-DC1 - 1624130



Programmable charging controller for DC and AC charging of electric vehicles in accordance with IEC 61851-1,-23, DIN SPEC 70121 with integrated 3G mobile network modem

DC power module

DC power module - CHARX PS/3AC/920DC/87.5KW - 1162690



CHARX power, Fast charging module for setting up DC charging stations, Rack mounting, input: 3-phase, output: 200 V DC...920 V DC / 125 A. The corresponding system control cabinet CHARX PS-CAB/4x87.5KW (Order No. 1165442) is necessary for operating the DC power module

DC charging cable - EV-T2G4CC-DC40A-4,0M6,0ESBK11 - 1236539

Accessories

DC power module - CHARX PS-M2/3AC/1000DC/30KW - 1232243



CHARX power, Fast charging module for setting up DC charging stations, 19" rack mounting, CAN bus, input: 3-phase, output: 150 V DC...1000 V DC / 0 A...100 A

DC power module - CHARX PS-M2/825DC/1000DC/30KW - 1296467



CHARX power, Fast charging module for setting up DC charging stations, 19" rack mounting, CAN bus, output: 150 V DC...1000 V DC / 0 A...100 A

Full screw connection

Cable gland - G-INS-M25-M68N-PNES-BK - 1411134



Cable gland, cable gland material: PA, external cable diameter 11 mm ... 17 mm, shielding: no, connecting thread: M25 x 1.5, color: jet black RAL 9005
