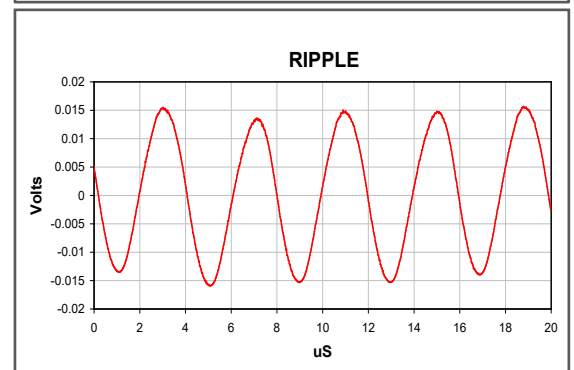
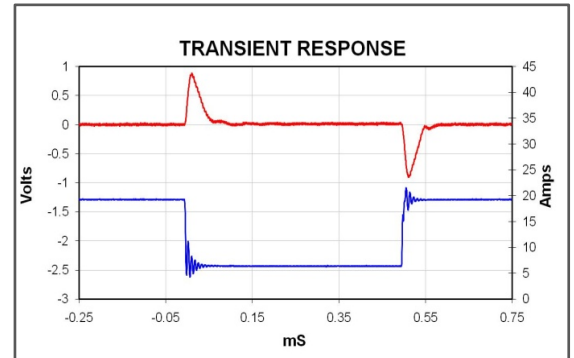
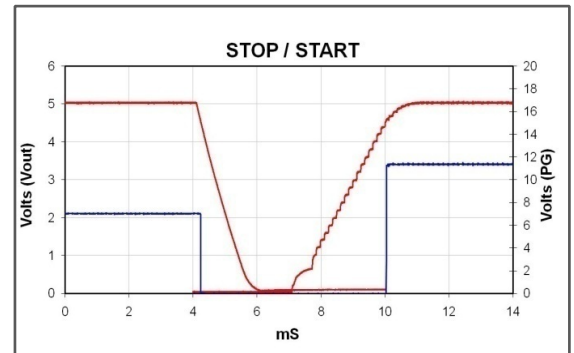
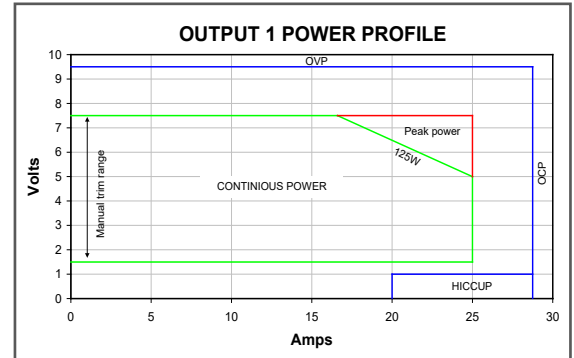




OUTPUT 1 SPECIFICATIONS					
Parameter	Details	Min	Type	Max	Units
Output voltage range	See table	1.5	5	7.5	V
Rated current				25	A
Average output power				125	Watts
Peak output power	See graph, < 5 seconds 50% duty cycle			187.5	Watts
Initial voltage accuracy	Factory set units	-0.5		0.5	%
Manual Voltage Adjust	11 turn potentiometer		0.545		V/turn
Load Regulation	Measured at sense terminals	-50		50	mV
Line Regulation	Measured at sense terminals	-0.1		0.1	%Vnom
Cross Regulation	Measured at sense terminals	-0.2		0.2	%Vnom
Minimum Load				0	Watts
Temperature coefficient		-0.02		0.02	%/°C
Ripple and Noise	20MHz BW, pk-pk			1	%Vnom
Transient response	25% to 75% load transient at 1A/us Recovery to within 10% of Vset			1 100	V uS
Turn on rise time	Monotonic 10% to 90%	1.5		3.5	mS
Turn on overshoot				0.1	%Vset
Turn on delay	AC to PG En to PG		600 15	750 20	mS
Current share accuracy				5	%Imax
Open sense offset	Open sense, voltage offset due to bias currents			2	%Vnom
Holdup voltage				6	V
Isolation to ground	Each terminal			250	V
Over current protection	% of rated current	105		125	%rated
Reverse current protection	% of rated current	-6		0	%rated
Short circuit protection (Hiccup mode)	Period		125		mS
	Duty cycle		3		%
	Voltage threshold (Measured at sense terminals)		1		V
Over voltage protection	Latching		9.5		V
Over Temperature protection	Internally monitored. Latching	115		125	°C
Sense cable protection	Positive	-1		2	V
	Negative			1	V
Power Good threshold	Low threshold only		90		%Vset
Current output signal	ISIG=0.6+IOUT/(IRTD*1.25)	0		110	%Irated
Current limit control	ILMT = (VCTRL-0.6)*IRTD*1.25	0		110	%Irated
Remote voltage control	VOUT=VSET*((1.8-VCTRL)/0.6)	0		300	%Vset
Bias supply	10mA max	4.5	5	5.2	V
Reliability	40°C 80% load			1	FPMH
Warranty				2	Years
Wire Size		12	10		AWG
Weight				60	Grams
Size	60mm x 35mm x 17mm				

**Notes:** All specifications are believed to be correct at time of publication and are subject to change without notice.



All specifications are believed to be correct at time of publishing. Vox Power Ltd reserves the right to make changes to any of its products and to change or improve any part of the specification, electrical or mechanical design or manufacturing process without notice. Vox Power Ltd does not assume any liability arising out of the use or application of any of its products and of any information to the maximum extent permitted by law. No license, express or implied, by estoppel or otherwise, to any intellectual property rights is granted by this document or by any products of Vox Power Ltd. VOX POWER LTD DISCLAIMS ALL WARRANTIES AND REPRESENTATIONS OF ANY KIND WHETHER EXPRESS OR IMPLIED, INCLUDING, BUT NOT LIMITED TO, IMPLIED WARRANTIES OF SUITABILITY, FITNESS FOR PURPOSE, MERCHANTABILITY AND NON-INFRINGEMENT. Please consult your local distributor or Vox Power directly to ensure that you have the latest revision before using the product and refer to the latest relevant user manual for further information relating to the use of the product. Vox Power Ltd products are not intended for use in connection with life support systems, human implantations, nuclear facilities or systems, aircraft, spacecraft, military or naval missile, ground support or control equipment used for the purpose of guidance navigation or direction of any aircraft, spacecraft or military or naval missile or any other application where product failure could lead to loss of life or catastrophic property damage. The user will hold Vox Power Ltd harmless from any loss, cost or damage resulting from its breach of these provisions.

DOC-DTS-011-01, NEVO+ series output 1 datasheet