

Junction box - FB1-S1-6SP-T-0-10-00-0-0 - 2316420

Please be informed that the data shown in this PDF Document is generated from our Online Catalog. Please find the complete data in the user's documentation. Our General Terms of Use for Downloads are valid (<http://phoenixcontact.com/download>)



Stainless steel field junction box with ten ports for use in hazardous locations. Includes six-spur block device coupler (FB-6SP) for Foundation Fieldbus or PROFIBUS PA, three terminal blocks for trunk cable connection (+, -, S).

Product Description


FF/PA - Six-spur block junction box

Your advantages

- Connect up to six Foundation Fieldbus or PROFIBUS PA field devices
- Terminator preinstalled
- Provides current limiting short-circuit protection per spur
- Single-sided plug configuration eliminates cable bend radius issues



Key Commercial Data

Packing unit	1 pc
GTIN	 4 055626 590585
GTIN	4055626590585

Technical data

Dimensions

Width	254 mm
Height	254 mm
Depth	127 mm

Ambient conditions

Ambient temperature (operation)	-40 °C ... 70 °C
Ambient temperature (storage/transport)	-40 °C ... 70 °C
Degree of protection	IP66

General

Net weight	4640 g
Housing material	Stainless steel

Junction box - FB1-S1-6SP-T-0-10-00-0-0 - 2316420

Technical data

General

Color	gray
Conformance	CE-compliant, additionally EN 61326-1

Power supply

Max. current consumption	4.8 mA (No-load)
	340 mA (trunk)

Serial interface

Inductance L_i	4 μ H
Max. output voltage U_o	U_{in} (spur)

Safety data

Input voltage U_i	32 V (IIB (C/D))
Max. output voltage U_o	U_{in} (spur)
Max. output current I_o	56 mA (spur)
Max. output power P_o	1.792 W
Group	IIC/IIB
Max. external capacity C_o	80 nF
Additional text	spur
Group	IIC/IIB
Max. external inductivity L_o	0.26 mH
Additional text	per spur
ATEX	DEMKO 16ATEX1704X II 3 G D Ex nA [ic] IIC T4 Gc, Ex nA nC [ic] IIC T4 Gc Ex ic IIC T4 Gc, FISCO ic spurs Ex tc IIIC T135 Dc IP66
IECEX	IECEX UL 16.0079X Ex nA [ic] IIC T4 Gc, Ex nA nC [ic] IIC T4 Gc Ex ic IIC T4 Gc, FISCO ic spurs Ex tc IIIC T135 Dc IP66
Safety-related maximum voltage U_m	17.5 V (in acc. with EN 60079-11)

Standards and Regulations

Standards/regulations	EN 61326-1
	EN 60079-0
	EN 60079-11
	EN 60079-15
Conformance	CE-compliant, additionally EN 61326-1
Group	IIC/IIB
	IIC/IIB
ATEX	DEMKO 16ATEX1704X II 3 G D Ex nA [ic] IIC T4 Gc, Ex nA nC [ic] IIC T4 Gc Ex ic IIC T4 Gc, FISCO ic spurs Ex tc IIIC T135 Dc IP66
IECEX	IECEX UL 16.0079X Ex nA [ic] IIC T4 Gc, Ex nA nC [ic] IIC T4 Gc

Junction box - FB1-S1-6SP-T-0-10-00-0-0 - 2316420

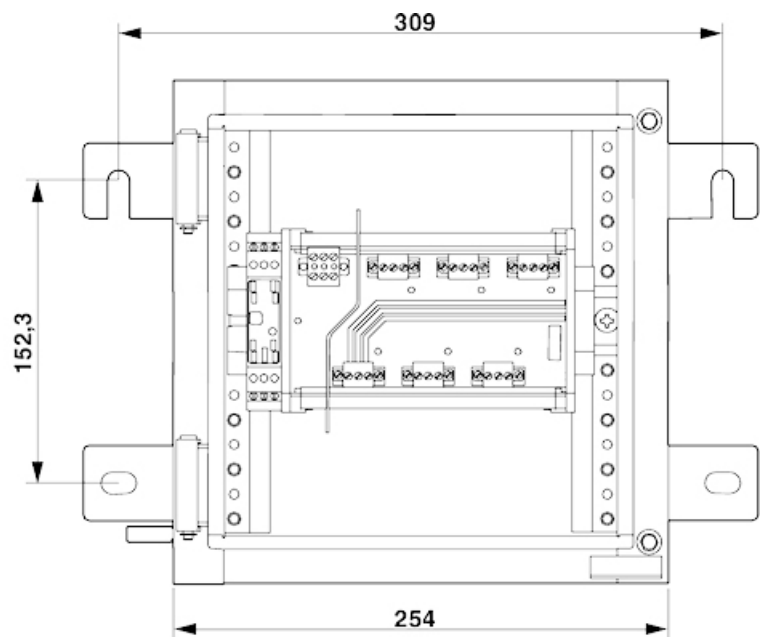
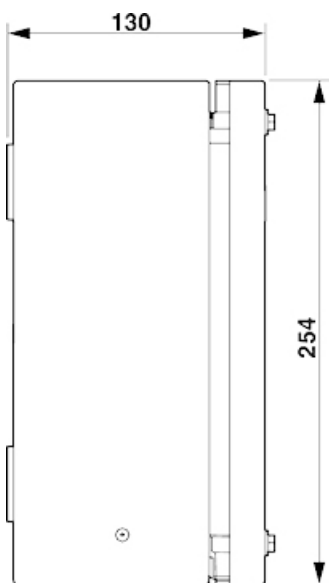
Technical data

Standards and Regulations

	Ex ic IIC T4 Gc, FISCO ic spurs Ex tc IIIC T135 Dc IP66
UL, USA/Canada	Class I, Zone 2, AEx nA [ic] IIC T4 Gc, AEx nA nC[ic] IIC T4 Gc Entity/ FISCO spurs Class I, Div. 2, Groups A, B, C, D, T4 Class I, Zone 22, AEx tc IIIC T135 Dc IP66

Drawings

Dimensional drawing



Phoenix Contact 2019 © - all rights reserved
<http://www.phoenixcontact.com>

PHOENIX CONTACT GmbH & Co. KG
Flachsmarktstr. 8
32825 Blomberg
Germany
Tel. +49 5235 300
Fax +49 5235 3 41200
<http://www.phoenixcontact.com>