

HVS Straight Joint(and Rayfit)



HVS-3C Straight Joint

REVISIONS

P	LTR	DESCRIPTION	DATE	DWN	APVD
1		NEW DRAWING	12MAY2020	RK	JV


Type	Description	Installed Length in(mm)
HVS Straight Joint	HVS-821S	24(610)
	HVS-822S	24(610)
	HVS-823S	27(686)
	HVS-824S	30(762)
	HVS-825S	30(762)
	HVS-1521S	27(686)
	HVS-1522S	28(711)
	HVS-1523S	30(762)
	HVS-1524S	34(864)
	HVS-1525S	40(1016)
	HVS-2521S	40(1016)
	HVS-2522S	40(1016)
	HVS-2523S	40(1016)
	HVS-3521S	40(1016)
	HVS-3522S	44(1118)
	HVS-3523S	44(1118)
	HVS-3524S	44(1118)
	HVS Straight Joint(Rayfit)	HVS-C-1511S-J
HVS-C-1512S-J		28(700)
HVS-C-1513S-J		35(870)
HVS-C-1514S-J		35(870)
HVS-2511E-J		40(1016)
HVS-2512E-J		48(1219)
HVS-2513E-J		48(1219)
HVS-3511S-J		44(1118)
HVS-3512S-J		48(1219)
HVS-3513S-J		48(1219)
HVS-C-1522S		28(700)
HVS-C-1521S		28(700)
HVS-C-1523S	35(870)	
HVS-C-1524S	35(870)	

Type	Description	Installed Length in(mm)
HVS-3/C Straight Splice (no Armor)	HVS-3-821S	40(1016)
	HVS-3-822S	48(1219)
	HVS-3-823S	48(1219)
	HVS-3-824S	59(1499)
	HVS-3-825S	59(1499)
	HVS-3-1521S	59(1499)
	HVS-3-1522S	59(1499)
	HVS-3-1523S	67(1702)
	HVS-3-1524S	67(1702)
	HVS-3-2521S	59(1499)
	HVS-3-2522S	67(1702)
	HVS-3-2523S	72(1829)
	HVS-3/C Straight Splice(with Armor)	HVSA-3-821S
HVSA-3-822S		48(1219)
HVSA-3-823S		48(1219)
HVSA-3-824S		59(1499)
HVSA-3-825S		59(1499)
HVSA-3-1521S		59(1499)
HVSA-3-1522S		59(1499)
HVSA-3-1523S		67(1702)
HVSA-3-1524S	67(1702)	
HVS-3/C Straight Splice (PILC-PILC)	HVS-3-1591	63(1600)
	HVS-3-1592	63(1600)
	HVS-3-1593	67(1702)
	HVS-3-1594	67(1702)
	HVS-3-1591S	55(1397)
	HVS-3-1592S	59(1499)
	HVS-3-1593S	59(1499)
	HVS-3-2591E	67(1702)
	HVS-3-2592E	67(1702)
HVS-3-2593E	67(1702)	

THIS DRAWING IS A CONTROLLED DOCUMENT.		DWN 12MAY2020 RAGHAVENDRA K.			
		CHK 12MAY2020 KOSINSKI, MIKE			
DIMENSIONS: INCHES [mm]		APVD 12MAY2020 RIVA, CARLOS	NAME HVS SHRINKABLE JOINT		
		PRODUCT SPEC —	RESTRICTED TO —		
TOLERANCES UNLESS OTHERWISE SPECIFIED: 0 PLC ± - 1 PLC ± - 2 PLC ± - 3 PLC ± - 4 PLC ± - ANGLES ± -		APPLICATION SPEC —	SIZE A3	CAGE CODE 00779	DRAWING NO C-HVS
MATERIAL —		FINISH —	WEIGHT	SCALE NTS	SHEET 1 of 3
CUSTOMER DRAWING			REV 1		

P	LTR	DESCRIPTION	DATE	DWN	APVD
-	-	SEE SHEET 1	-	-	-

HVS-T Transition Joint




HVSY Branch Joint



Type	Description	Installed Length in(mm)
HVS-T Trifurcating Transition Joint	HVS-T-1581S	40(1016)
	HVS-T-1582S	40(1016)
	HVS-T-1583S	48(1219)
	HVS-T-1584S	48(1219)
	HVS-T-1581E-S	40(1016)
	HVS-T-1582E-S	40(1016)
	HVS-T-1583E-S	40(1016)
	HVS-T-2582E	48(1219)
	HVS-T-2583E	48(1219)
	HVS-T-2584E	48(1219)
HVSR-T Transition Reducer Joint	HVSR-T-1582	40(1016)
	HVSR-T-1583	48(1219)
	HVSR-T-1583	48(1219)
	HVSR-T-2582E	48(1219)
	HVSR-T-2583E	48(1219)


Type	Description	Installed Length in(mm)
HVSY Branch Joint	HVSY-1522S	40(1016)
	HVSY-1523S	40(1016)
	HVSY-1524S	48(1219)
HVSY Transition Branch Joint	HVSY-1582S	48(1219)
	HVSY-1583S	40(1016)

THIS DRAWING IS A CONTROLLED DOCUMENT.		DWN RAGHAVENDRA K. 12MAY2020	 TE Connectivity	
		CHK KOSINSKI, MIKE 12MAY2020		
		APVD RIVA, CARLOS 12MAY2020	NAME HVS SHRINKABLE JOINT	
DIMENSIONS: INCHES [mm]		TOLERANCES UNLESS OTHERWISE SPECIFIED: 0 PLC ± - 1 PLC ± - 2 PLC ± - 3 PLC ± - 4 PLC ± - ANGLES ± -		PRODUCT SPEC - APPLICATION SPEC - WEIGHT -
MATERIAL -		FINISH -		SIZE A3
		CUSTOMER DRAWING		CAGE CODE 00779
				DRAWING NO G-HVS
				RESTRICTED TO -
				SCALE NTS
				SHEET 2 of 3
				REV 1

REVISIONS

P	LTR	DESCRIPTION	DATE	DWN	APVD
-	-	SEE SHEET 1	-	-	-

HVS-3C Transition Joint



HVES Live End Seal



Type	Description	Installed Length in(mm)
HVS-3/C Transition Joint	HVS-3-1581S	40(1016)
	HVS-3-1582S	40(1016)
	HVS-3-1583S	48(1219)
	HVS-3-1584S	48(1219)
HVS-3/C Transition Joint (with armor)	HVSA-3-1581S	40(1016)
	HVSA-3-1582S	40(1016)
	HVSA-3-1583S	40(1016)
	HVSA-3-1584S	48(1219)

Type	Description	Installed Length in(mm)
HVES 1/C PILC/POLY	HVES-1521D	12(305)
	HVES-1522D	12(305)
	HVES-1523D	12(305)
	HVES-1524D	12(305)
	HVES-2521D	21(533)
	HVES-2522D	23(305)
	HVES-2523D	25(635)
HVES-3 PILC	HVES-3-1591	27(686)
	HVES-3-1592	27(686)
	HVES-3-1593	27(686)
	HVES-3-1594	27(686)
	HVES-3-2591E	28(711)
	HVES-3-2592E	31(787)
	HVES-3-2593E	32(813)

THIS DRAWING IS A CONTROLLED DOCUMENT.		DWN 12MAY2020 RAGHAVENDRA K.	TE Connectivity	
		CHK 12MAY2020 KOSINSKI, MIKE		
DIMENSIONS: INCHES [mm]		APVD 12MAY2020 RIVA, CARLOS	NAME HVS SHRINKABLE JOINT	
		PRODUCT SPEC -	SIZE A3	
TOLERANCES UNLESS OTHERWISE SPECIFIED: 0 PLC ± - 1 PLC ± - 2 PLC ± - 3 PLC ± - 4 PLC ± - ANGLES ± -		APPLICATION SPEC -	CAGE CODE 00779	DRAWING NO G-HVS
MATERIAL -		FINISH -	WEIGHT	RESTRICTED TO -
CUSTOMER DRAWING			SCALE NTS	SHEET 3 of 3
			REV 1	