

## 8A, 600V Ultra Fast Rectifier

### FEATURES

- AEC-Q101 qualified available
- High efficiency, Low  $V_F$
- High surge current capability
- High current capability
- High reliability
- Low power loss
- UL Recognized File # E-326243
- RoHS Compliant
- Halogen-free according to IEC 61249-2-21


### APPLICATIONS

- DC to DC converter
- Switching mode converters and inverters
- Freewheeling application

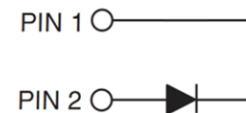
### MECHANICAL DATA

- Case: ITO-220AC
- Molding compound meets UL 94V-0 flammability rating
- Terminal: Matte tin plated leads, solderable per J-STD-002
- Mounting torque: 0.56 N·m maximum
- Meet JESD 201 class 2 whisker test
- Polarity: As marked
- Weight: 1.70g (approximately)

KEY PARAMETERS		
PARAMETER	VALUE	UNIT
$I_F$	8	A
$V_{RRM}$	600	V
$I_{FSM}$	65	A
$T_{J\ MAX}$	150	°C
Package	ITO-220AC	
Configuration	Single die	



**ITO-220AC**



ABSOLUTE MAXIMUM RATINGS ( $T_A = 25^\circ\text{C}$ unless otherwise noted)			
PARAMETER	SYMBOL	UGF8J	UNIT
Marking code on the device		UGF8J	
Repetitive peak revers voltage	$V_{RRM}$	600	V
Reverse voltage total rms value	$V_{R(RMS)}$	420	V
Forward current	$I_F$	8	A
Surge peak forward current, 8.3ms single half sine wave superimposed on rated load	$I_{FSM}$	65	A
Junction temperature	$T_J$	-55 to +150	°C
Storage temperature	$T_{STG}$	-55 to +150	°C

<b>THERMAL PERFORMANCE</b>			
<b>PARAMETER</b>	<b>SYMBOL</b>	<b>TYP</b>	<b>UNIT</b>
Junction-to-case resistance	$R_{\theta JC}$	5.5	°C/W

<b>ELECTRICAL SPECIFICATIONS</b> ( $T_A = 25^\circ\text{C}$ unless otherwise noted)					
<b>PARAMETER</b>	<b>CONDITIONS</b>	<b>SYMBOL</b>	<b>TYP</b>	<b>MAX</b>	<b>UNIT</b>
Forward voltage <sup>(1)</sup>	$I_F = 8\text{A}, T_J = 25^\circ\text{C}$	$V_F$	-	2.9	V
	$I_F = 8\text{A}, T_J = 125^\circ\text{C}$		-	2.0	V
Reverse current @ rated $V_R$ <sup>(2)</sup>	$T_J = 25^\circ\text{C}$	$I_R$	-	30	$\mu\text{A}$
	$T_J = 125^\circ\text{C}$		-	200	$\mu\text{A}$
Reverse recovery time	$I_F = 0.5\text{A}, I_R = 1.0\text{A}, I_{tr} = 0.25\text{A}$	$t_{rr}$	-	25	ns

**Notes:**

1. Pulse test with  $PW = 0.3\text{ms}$
2. Pulse test with  $PW = 30\text{ms}$

<b>ORDERING INFORMATION</b>		
<b>ORDERING CODE<sup>(1)</sup></b>	<b>PACKAGE</b>	<b>PACKING</b>
UGF8J	ITO-220AC	50 / Tube
UGF8JH	ITO-220AC	50 / Tube

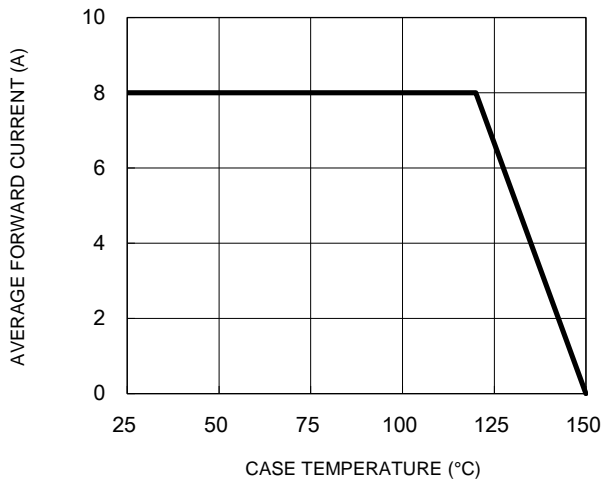
**Notes:**

1. "H" means AEC-Q101 qualified

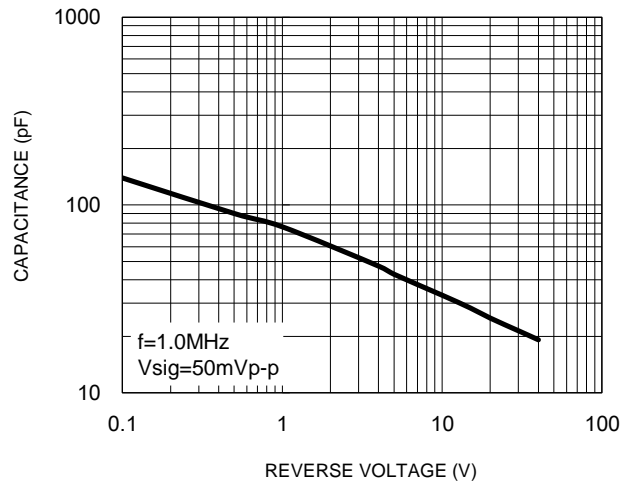
**CHARACTERISTICS CURVES**

( $T_A = 25^\circ\text{C}$  unless otherwise noted)

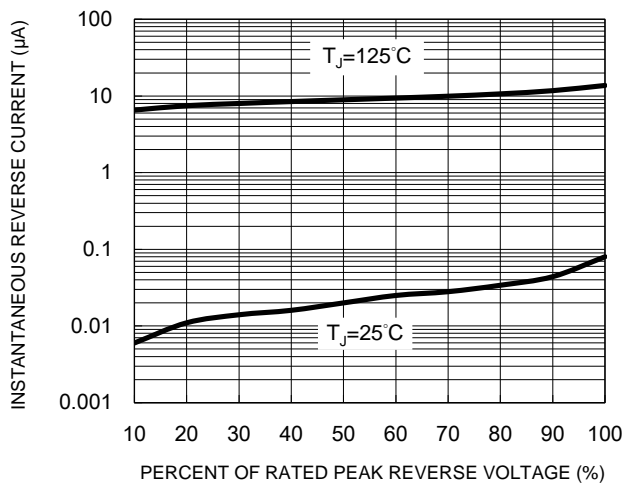
**Fig.1 Forward Current Derating Curve**



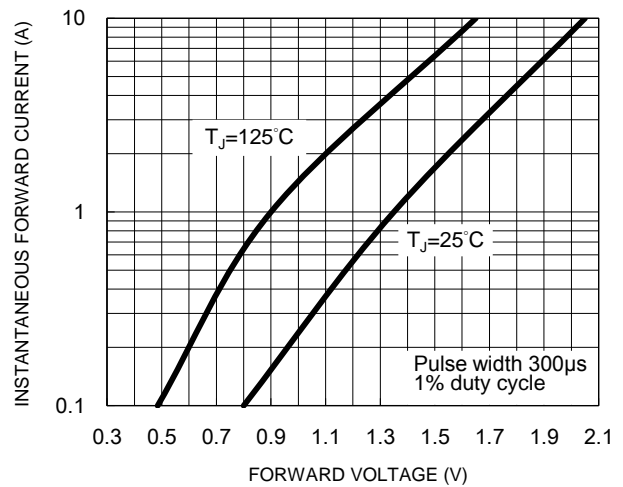
**Fig.2 Typical Junction Capacitance**



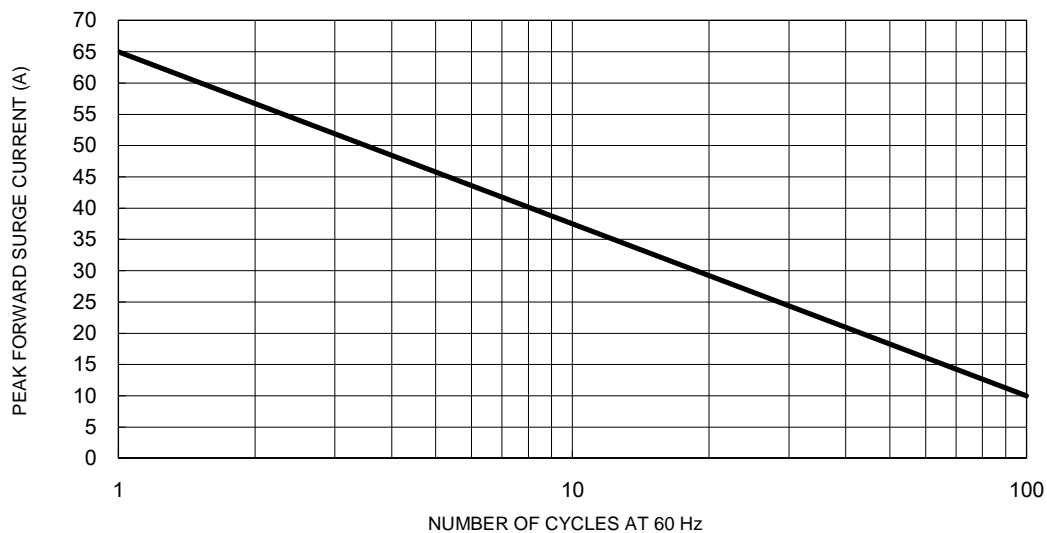
**Fig.3 Typical Reverse Characteristics**



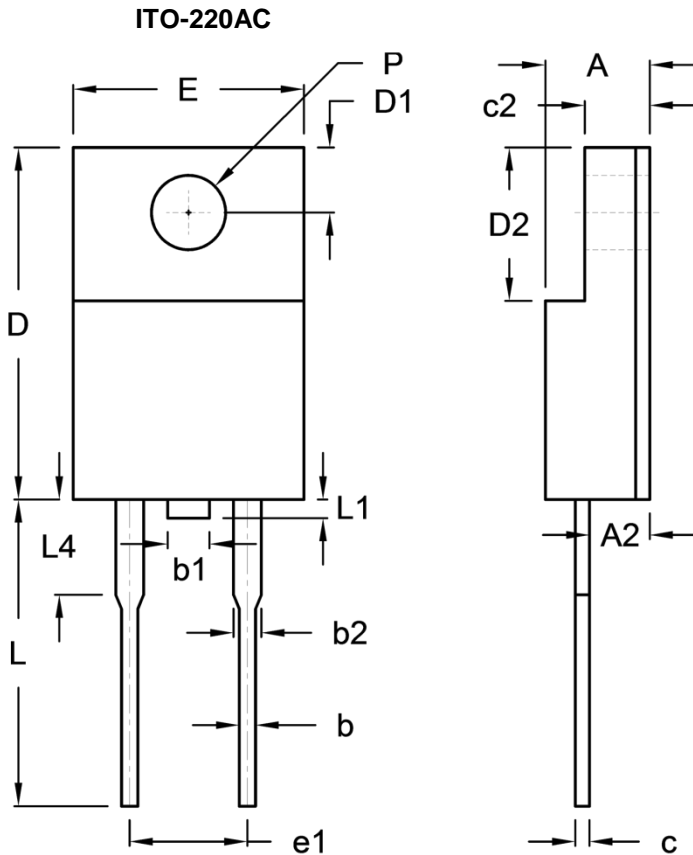
**Fig.4 Typical Forward Characteristics**



**Fig.5 Maximum Non-Repetitive Forward Surge Current**



**PACKAGE OUTLINE DIMENSIONS**



DIM.	Unit (mm)		Unit (inch)	
	Min.	Max.	Min.	Max.
A	4.30	4.70	0.169	0.185
A2	2.30	2.90	0.091	0.114
b	0.50	0.90	0.020	0.035
b1	-	1.80	-	0.071
b2	0.95	1.45	0.037	0.057
c	0.46	0.76	0.018	0.030
c2	2.50	3.10	0.098	0.114
D	14.80	15.50	0.583	0.610
D1	2.40	3.20	0.094	0.126
D2	6.30	6.90	0.248	0.272
E	9.60	10.30	0.378	0.406
e1	4.95	5.20	0.195	0.205
L	12.60	13.80	0.496	0.543
L1	0.00	1.60	0.000	0.063
L4	-	4.10	-	0.161
P	3.00	3.40	0.118	0.134

**MARKING DIAGRAM**



- P/N = Marking Code
- G = Green Compound
- YWW = Date Code
- F = Factory Code

## Notice

Specifications of the products displayed herein are subject to change without notice. TSC or anyone on its behalf assumes no responsibility or liability for any errors or inaccuracies.

Purchasers are solely responsible for the choice, selection, and use of TSC products and TSC assumes no liability for application assistance or the design of Purchasers' products.

Information contained herein is intended to provide a product description only. No license, express or implied, to any intellectual property rights is granted by this document. Except as provided in TSC's terms and conditions of sale for such products, TSC assumes no liability whatsoever, and disclaims any express or implied warranty, relating to sale and/or use of TSC products including liability or warranties relating to fitness for a particular purpose, merchantability, or infringement of any patent, copyright, or other intellectual property right.

The products shown herein are not designed for use in medical, life-saving, or life-sustaining applications. Customers using or selling these products for use in such applications do so at their own risk and agree to fully indemnify TSC for any damages resulting from such improper use or sale.