

## Power supply unit - UNO-PS/1AC/24DC/240W - 2904372

Please be informed that the data shown in this PDF Document is generated from our Online Catalog. Please find the complete data in the user's documentation. Our General Terms of Use for Downloads are valid (<http://phoenixcontact.com/download>)



Primary-switched UNO power supply for DIN rail mounting, input: single-phase, output: 24 V DC/240 W

### Product description

UNO POWER power supplies - compact with basic functionality

Thanks to their high power density, compact UNO POWER power supplies offer the ideal solution for loads up to 240 W, particularly in compact control boxes. The power supply units are available in various performance classes and overall widths. Their high degree of efficiency and low idling losses ensure a high level of energy efficiency.

### Product Features



### Key commercial data

Packing unit	1 pc
Weight per Piece (excluding packing)	800.0 GRM
Custom tariff number	85044030
Country of origin	Germany

### Technical data

#### Dimensions

Width	45 mm
Height	130 mm
Depth	125 mm

#### Ambient conditions

Degree of protection	IP20
Ambient temperature (operation)	-25 °C ... 70 °C (> 55 °C Derating: 2,5 %/K)
Ambient temperature (storage/transport)	-40 °C ... 85 °C
Max. permissible relative humidity (operation)	≤ 95 % (at 25 °C, non-condensing)

# Power supply unit - UNO-PS/1AC/24DC/240W - 2904372

## Technical data

### Ambient conditions

Noise immunity	EN 61000-6-2:2005
----------------	-------------------

### Input data

Nominal input voltage range	100 V AC ... 240 V AC
Input voltage range	85 V AC ... 264 V AC (< 95 V AC Derating 1 %/V)
AC frequency range	45 Hz ... 65 Hz
Inrush surge current	< 80 A (typical)
Power failure bypass	> 10 ms (120 V AC)
	> 10 ms (230 V AC)
Input fuse	5 A (slow-blow, internal)
Choice of suitable fuses	6 A ... 16 A (Characteristics B, C, D, K)
Type of protection	Transient surge protection
Protective circuit/component	Varistor

### Output data

Nominal output voltage	24 V DC $\pm 1$ %
Setting range of the output voltage	24 V DC ... 28 V DC $\pm 1$ %
Nominal output current	10 A (-25°C ... 55°C)
Derating	55 °C ... 70 °C (2.5%/K)
Connection in parallel	Yes, for redundancy and increased capacity
Connection in series	No
Control deviation	change in load, static 10 % ... 90 %
	< 2 % (change in load, dynamic 10 % ... 90 %)
	< 0.1 % (change in input voltage $\pm 10$ %)
Residual ripple	< 50 mV <sub>PP</sub> (with nominal values)
Maximum power dissipation NO-Load	< 1.1 W
Power loss nominal load max.	< 18.8 W

### General

Net weight	0.66 kg
Efficiency	> 93 % (for 230 V AC and nominal values)
Insulation voltage input/output	4 kV AC (type test)
	3 kV AC (routine test)
Protection class	I (in closed control cabinet)
	> 562000 h (40°C)
Mounting position	horizontal DIN rail NS 35, EN 60715
Assembly instructions	Alignable: 0 mm horizontally, 30 mm vertically
Electromagnetic compatibility	Conformance with EMC Directive 2004/108/EC
Low Voltage Directive	Conformance with LV directive 2006/95/EC

# Power supply unit - UNO-PS/1AC/24DC/240W - 2904372

## Technical data

### General

Standard – Electrical equipment of machines	EN 60204-1
Standard - Safety of transformers	EN 61558-2-16
Standard - Electrical safety	EN 60950-1/VDE 0805 (SELV)
Standard – Electronic equipment for use in electrical power installations and their assembly into electrical power installations	EN 50178/VDE 0160 (PELV)
Standard – Safety extra-low voltage	EN 60950-1 (SELV) and EN 60204 (PELV)
Standard - Safe isolation	DIN VDE 0100-410
Standard – Limitation of mains harmonic currents	EN 61000-3-2
Approval - requirement of the semiconductor industry with regard to mains voltage dips	EN 61000-4-11
Information technology equipment - safety (CB scheme)	CB Scheme
UL approvals	UL Listed UL 508
	UL/C-UL Recognized UL 60950

### Connection data, input

Connection method	Screw connection
Conductor cross section solid min.	0.2 mm <sup>2</sup>
Conductor cross section solid max.	2.5 mm <sup>2</sup>
Conductor cross section flexible min.	0.2 mm <sup>2</sup>
Conductor cross section flexible max.	2.5 mm <sup>2</sup>
Conductor cross section AWG min.	24
Conductor cross section AWG max.	14
Stripping length	8 mm
Screw thread	M3

### Connection data, output

Connection method	Screw connection
Conductor cross section solid min.	0.2 mm <sup>2</sup>
Conductor cross section solid max.	2.5 mm <sup>2</sup>
Conductor cross section flexible min.	0.2 mm <sup>2</sup>
Conductor cross section flexible max.	2.5 mm <sup>2</sup>
Conductor cross section AWG min.	24
Conductor cross section AWG max.	14
Stripping length	8 mm
Screw thread	M3

### Signaling

Output name	LED status indicator
-------------	----------------------

# Power supply unit - UNO-PS/1AC/24DC/240W - 2904372

## Classifications

### eCl@ss

eCl@ss 4.0	27040702
eCl@ss 4.1	27040702
eCl@ss 5.0	27049002
eCl@ss 5.1	27049002
eCl@ss 6.0	27049002
eCl@ss 7.0	27049002
eCl@ss 8.0	27049002

### ETIM

ETIM 4.0	EC000599
ETIM 5.0	EC002540

## Approvals

### Approvals

---

#### Approvals

UL Recognized / UL Listed / cUL Recognized / cUL Listed / EAC / cULus Recognized / cULus Listed

---


#### Ex Approvals


---


#### Approvals submitted

---

## Approval details



UL Recognized 

UL Listed 

cUL Recognized 

# Power supply unit - UNO-PS/1AC/24DC/240W - 2904372

## Approvals



## Drawings

Block diagram

